




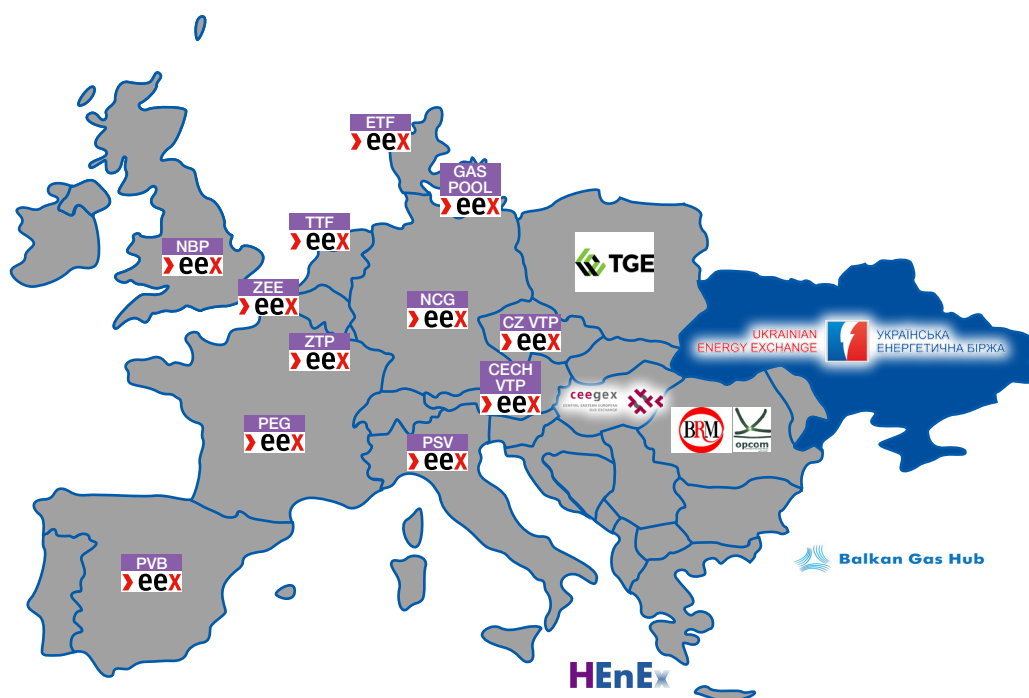
UKRAINIAN ENERGY EXCHANGE

ANNUAL REPORT 2020



Ukrainian Energy Exchange (UEEX)

is a new trading center on the map of Europe



UEEX - is an open electronic trading platform ensuring organizational, technological and legal basis for the development and functioning of electricity and energy markets.

10 years of activity

4 years on the gas market

9 acting market segments

For the last 4 years:

200+

UAH bln
trades volume

45+

thousand
concluded agreements

1200+

participating
companies

UEEX is a leader of exchange trade in Ukraine and the only centralized platform where the greatest liquidity and trade in all types of energy resources are concentrated. UEEX is a member of **Europex** - Association of European Energy Exchanges.

Contents

Address of the Chairman of the Exchange Committee	4
Report of UEEEX management representatives	5
GENERAL KHARACTERISTICS OF UEEEX ACTIVITY	6
Key events in 2020	7
UEEX organizational structure	8
Current and future UEEEX products	9
UEEX trading systems	10
UEEX ENERGY RESOURCES MARKET	11
Natural gas	14
Electricity	20
Oil, oil products and liquefied gas	30
Prozorro.Sale	34
Untreated timber	35
TRANSPARENCY AND REPORTING	36
UEEX PLANS for 2021	39



On the way to the great changes
CE «UEEX» 2020



Oleksii Dubovskyi,

Chairman of the Exchange Committee
CE «Ukrainian Energy Exchange»

Exchange trading today, allows market participants to be mobile, to settle the tasks successfully and efficiently, that previously required much more time and money. In 2020, we have achieved significant progress in the main areas of activity precisely because more and more market participants were participating in trades expressing its confidence. It is gratifying that the participants appreciated our achievements in the introduction of new trading instruments, improvement of existing trade mechanisms and quality support of the trading process.

Together with European and Ukrainian partners, UEEX is working to create a competitive exchange market in Ukraine on the European model. In 2020, two Memorandums on the development of Exchange and on the development of Exchange market of natural gas with Ukrainian and international partners were signed. UEEX gained support of the Energy Community Secretariat as the Exchange that will ensure implementation of European requirements for the organization of competitive exchange trade in natural gas. In 2021, we plan to continue reforming of Exchange energy market in accordance with the best European practices. Understanding the existing risks of functioning in a dynamically changing environment, we set ourselves the ultimate goal on developing exchange trade - the formation of internal energy market indicators, which will reduce the dependence of Ukrainian companies and end consumers on the level of world prices, whose volatility is very high.

I would like to express my gratitude to energy market participants for their trust. For more than 10 years together with you, we have been successfully developing the exchange segment of the Ukrainian energy resources market. As before, we remain open to a dialogue with you to solve existing problems and find better ways to improve the exchange as an integral part of the infrastructure of the market and the economy as a whole.

Inna Shcherbyna

Deputy Chairman of the Exchange Committee
of CE «Ukrainian Energy Exchange»

Exchange market of energy resources was gradually built by the UEEX, from the simple forms to more complicated, taking into account requests and readiness of the participants, as well as national market peculiarities. We are pleased to announce that in 2020 all the necessary preparatory work has been done in order to offer similar opportunities to the Ukrainian market, which are provided by the world's leading exchanges in 2021.

The Advisory Board is the collegial body of the Exchange that is functioning at the UEEX, with the participation of representatives of Energy Community Secretariat, EBRD, the Ministry of Energy and leading experts of European energy market - specialists in exchange trading and clearing.

UEEX remains open and transparent to all stakeholders, we work in interaction with authorities and regulators to ensure the effective implementation of energy reforms in Ukraine.



Oleksandr Kovalenko

CEO of
CE «Ukrainian Energy Exchange»

Summing up the state of UEEX energy resources exchange trading in 2020, we can state a stable growth of indicators in all major areas.

Considerable attention in 2020 was paid to the launch of the short-term natural gas market. For that purpose, a trading platform was launched in September, where trades in Within-Day mode take place, and in December, was added the possibility of trading in natural gas on the Day-Ahead market, which complements the line of exchange UEEX tools.

In the direction of «Electricity» it is worth to note successful launch of electricity sale, produced from alternative sources. Market participants, in turn, are also actively use new exchange instruments and introducing exchange trading into their activities.

UEEX is constantly working to support and improve information and trading systems. In 2020, the exchange received the Certificates of quality management and information security, which certify compliance with international standards.

Today we see a huge potential for growth and development of the exchange market in Ukraine. This is also facilitated by economic development and legislative reform.

GENERAL CHARACTERISTICS OF UEEX ACTIVITY

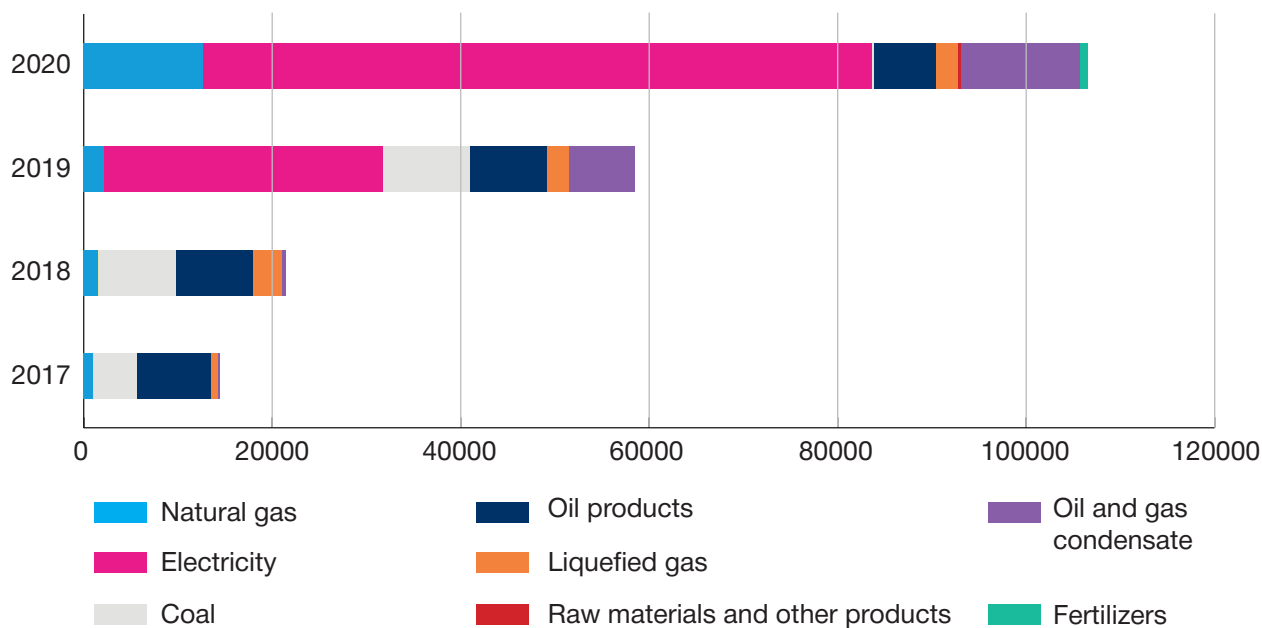
Ukrainian Energy Exchange was found in March 2010. The main purpose of UEEX is to provide fair pricing guarantees, based on supply and demand and minimize financial and operational risks for all participants. UEEX is important infrastructure element of Ukrainian energy market and together with the authorities is working to build a competitive and transparent market in Ukraine.

The following indicators are showing achieving and maintaining leading positions on the market of Ukraine:

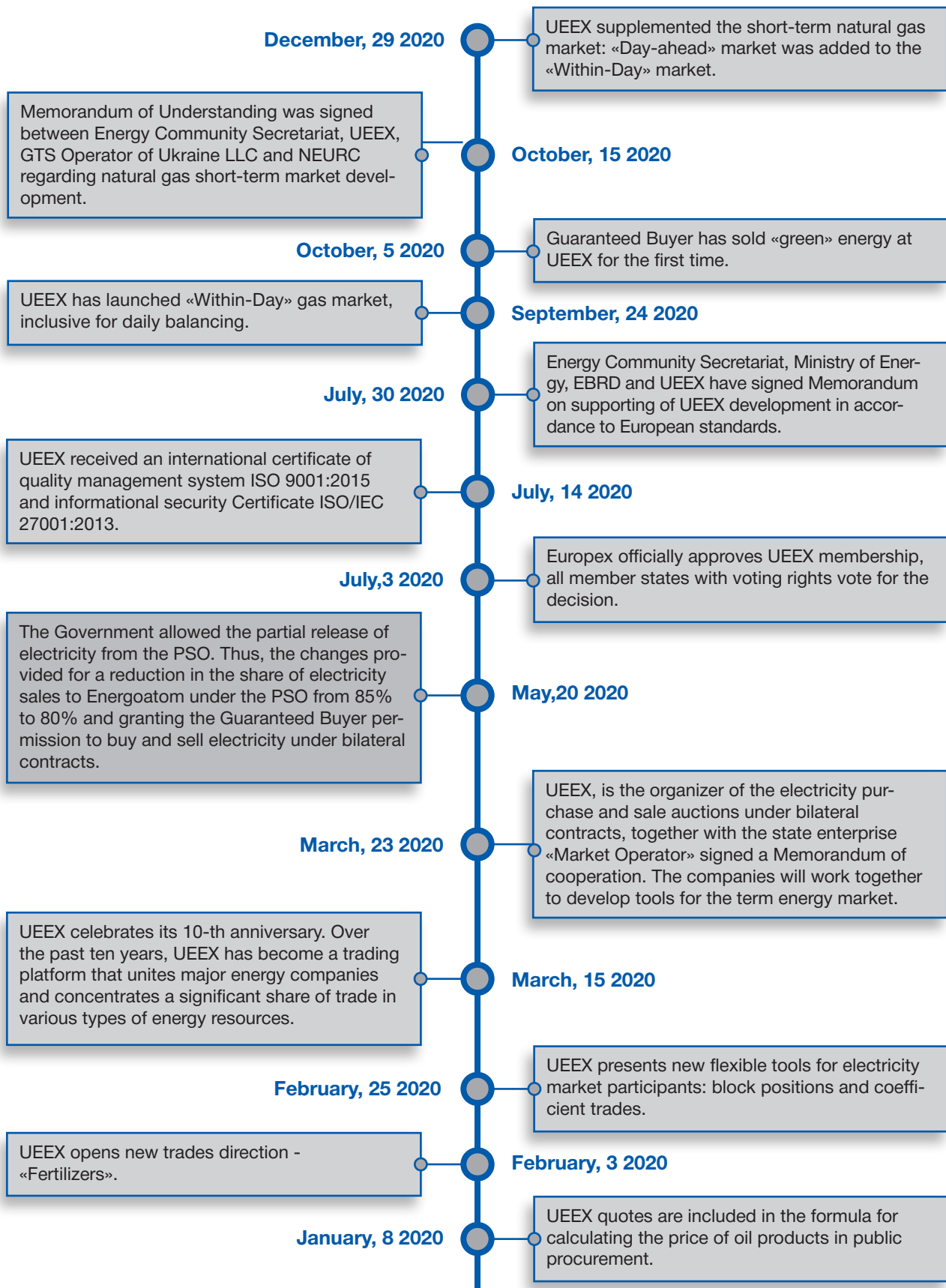
Indicator	2018	2019	% of growth	2020	% of growth
Number of trading sessions	677	759	↑ 12,11	1024	↑ 34,91
Number of participants	654	1040	↑ 59,02	1220	↑ 17,31
Energy resources sale, UAH bln.	23,19	58,96	↑ 154,25	105,92	↑ 79,65

The legislation in Ukraine was created in accordance with EU standards governing the activities of commodities exchanges. According to the Law of Ukraine 738-IX of 19.06.2020 «On amendments to some legislative acts of Ukraine to simplify investment attraction and introduction of new financial instruments» the activity of commodity exchanges and their clearing activities is subject to licensing, strict requirements are set exchanges (almost similar as for the activities of stock exchanges). The regulator is the NSSMC.

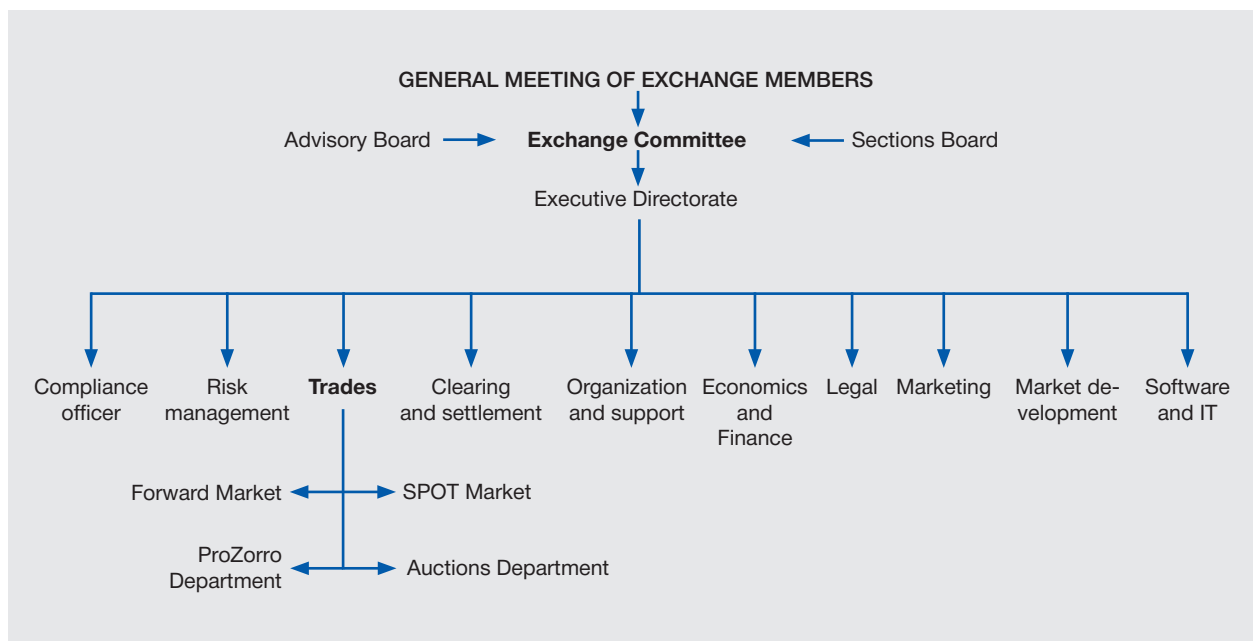
Trade volumes by directions, UAH mln.



KEY EVENTS IN 2020



UEEX ORGANIZATIONAL STRUCTURE



The supreme governing body of UEEX is the General Meeting. The Exchange Committee manages the exchange in the period between the General Meeting. The Executive Directorate carries out operational management. Such an organizational structure places high demands on the management team, for that reason UEEX pays considerable attention to the professional development of employees, promotes the acquisition of new knowledge and experience.

In 2020, was established Advisory Board, which includes representatives of stakeholders (EBRD, Energy Community, Ministry of Energy of Ukraine). The purpose of the activity of the Board is to develop strategic directions of UEEX activity, to provide proposals and consultations on improving the efficiency of its activity. The Advisory Board is actively working on the full transition of UEEX to the standards of European exchanges, clearing, appropriate organizational structure and best technologies.



MATRIX OF CURRENT AND PLANNED UEEX PRODUCTS

			Natural gas	Electricity	Another energy resources
Spot	Medium- and long-term market	Auctions	-	+	+
		Exchange trades (unstandardized forward contracts)	+	+	+
	Short-term market	Within-day market	+	-	-
		Day-Ahead market	+	-	-
Derivatives	Futures	Week	-	under construction	-
		Month	under construction	under construction	at the planning stage
		Quarter	under construction	under construction	at the planning stage
		Season	under construction	under construction	at the planning stage
		Annual	under construction	under construction	at the planning stage

UEEX guaranting SYSTEM

Medium- and long-term market

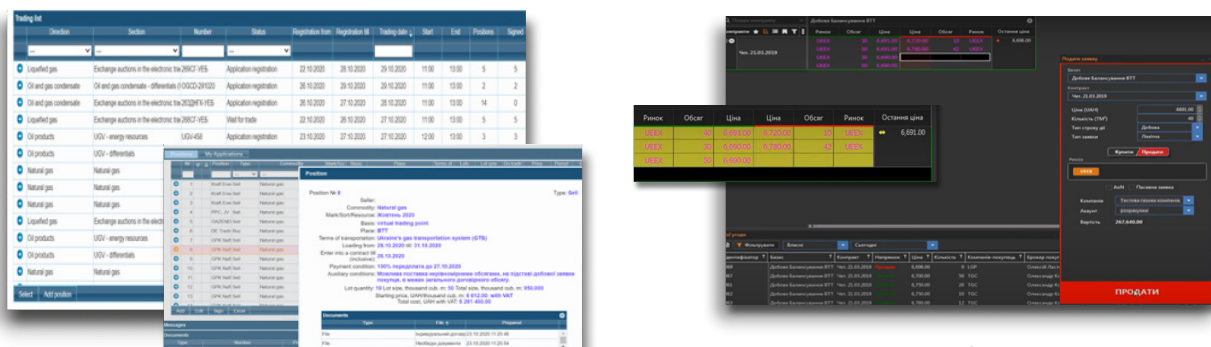
- ✓ Each participant has its own account to ensure guarantee fee for trades participating.
- ✓ The system blocks required amount of guarantee fee of the participant.
- ✓ After the auction, guarantee fees for unfulfilled applications become available on the participant's account.
- ✓ Guarantee fees of the winners are unblocked after the deadline for signing the purchase and sale contract.
- ✓ In case of non-signing of the purchase and sale contract by one of the parties, UEEX withholds the guarantee fee of the guilty party and transfers it to the account of the injured party.

Short-term market

- ✓ All interactions between UEEX, the bank and OGTSU are carried out through the clearing system of the Energy Trading Platform with the use of electronic digital signatures of the parties.
- ✓ Before the auction, buyers and sellers deposit funds into bank accounts. Sellers and buyers pay 3% of the value of the commodities to the UEEX account as a guarantee fee to guarantee the signing of purchase and sale contract, buyers replenish escrow accounts in the amount of 100% of the value of the commodities they intend to buy for the payment of commodities. UEEX receives information on the status of participants' escrow accounts from the bank and sets limits on them.
- ✓ UEEX transmits trade notifications to OGTSU and receives the results of their processing by OGTSU. On the basis of confirmed trade notifications, financial settlements are made between the parties.

UEEX TRADING SYSTEMS

UEEX has two trading systems: its own and the one manufactured by European developers. At the same time, anonymity and competitive trade mechanisms are ensured, possible manifestations of corruption are leveled, and so on.¹⁰



PP BETS trading platform was developed taking into account its own and international experience, energy markets work peculiarities and the interests of market participants. Protection of economic competition and anonymity of trades are provided. PP BETS has a separate configuration for electricity trading (BETS «Electric Power»), thus, in this system, auctions are held for the purchase and sale of electricity.






The energy trading platform is presented for trading in short-term standardized products on the principle of bilateral continuous auction (Within-Day market, Day-Ahead market or any other standardized contracts). The system is also integrated with the GTS Operator's information system for receiving and confirming trade notifications and integrated with the banking system for working with participants' escrow accounts.



In 2020, UEEX received certificates of compliance with the system of technical protection of information from the State Service of Special Communications and Information Protection. Certificates certify that the UEEX information systems have passed the examination for compliance with the requirements governing measures to protect information systems, including the location of physical infrastructure in Ukraine.

UEEX ENERGY RESOURCES MARKETS 2020

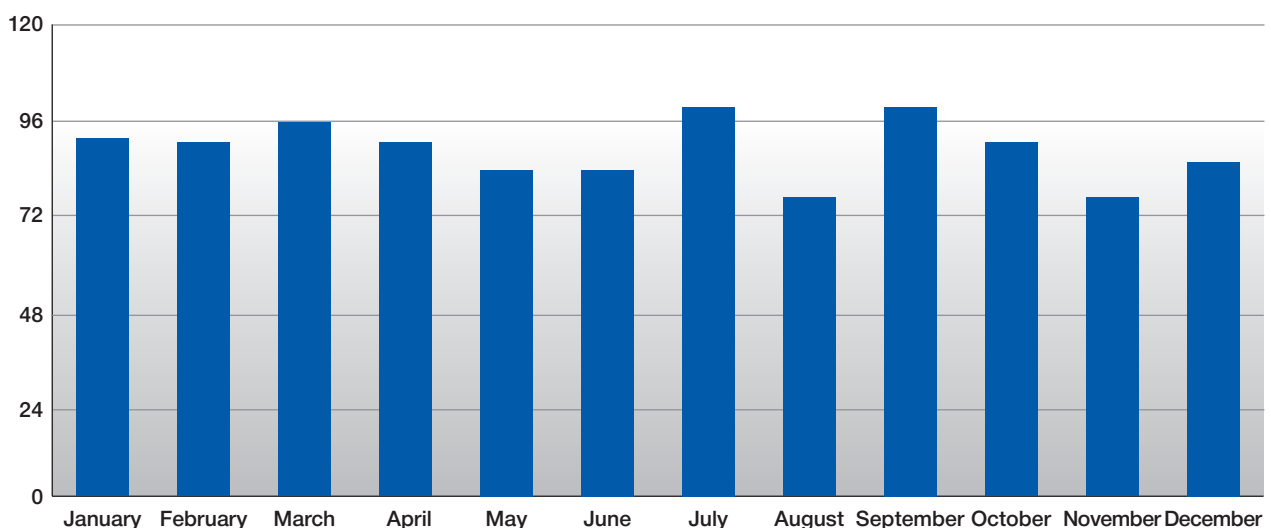
Energy resources sale 2020:
Increasing by all directions

	2019	2020	
 Electricity (without PSO)	5,29	43,5	mln. Mwh
 Natural gas	0,39	2,51	bln. c. m.
 Oil products	306	369	th.tons
 Liquefied gas	130	144	th.tons
 Oil and gas condensate	602	1756	th.tons

In terms of key performance indicators, 2020 has surpassed all previous ones. Energy resources for the amount UAH 106 billion were sold, 67% of which is electricity.

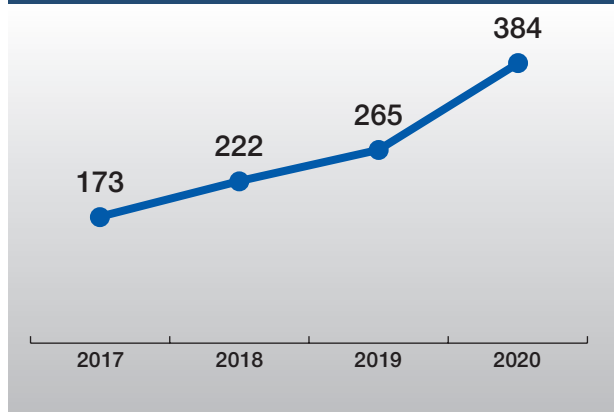
Totally, 1024 trading sessions were held, on its results 13266 Exchange agreements were concluded. July and September were record – breaking in the number of trading sessions.

Number of trading sessions

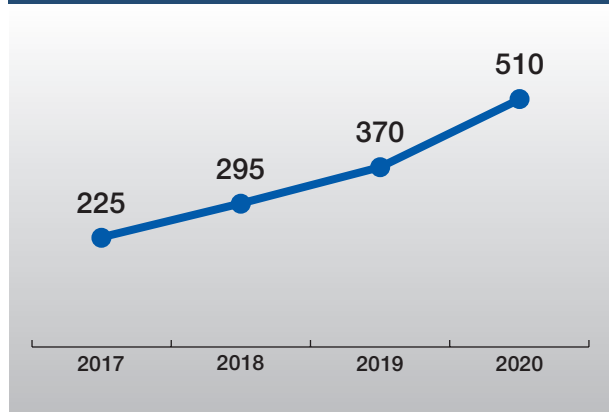


UEEX energy market participants

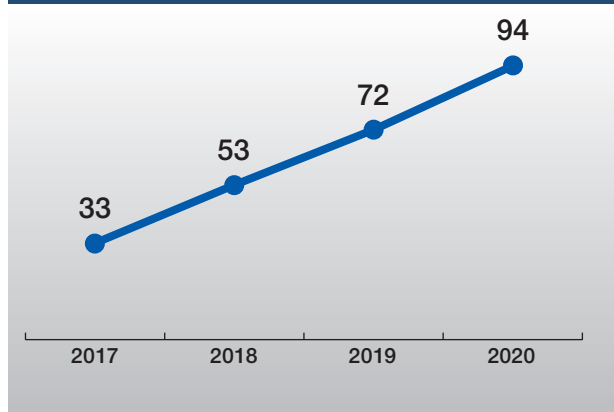
OIL PRODUCTS



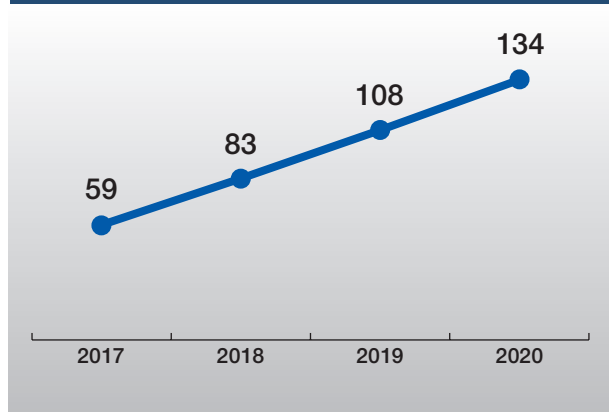
LIQUEFIED GAS



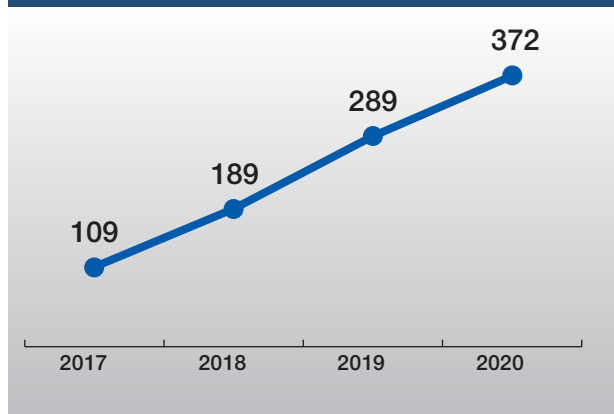
COAL, RAW MATERIALS AND OTHER PRODUCTS



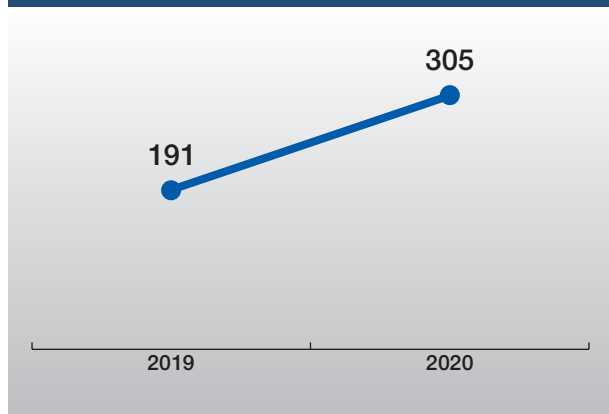
OIL AND GAS CONDENSATE



NATURAL GAS



ELECTRICITY



THE MAIN UEEX PARTICIPANTS BY THE DIRECTIONS

Natural gas market



Naftogas of Ukraine is a state-owned, vertically integrated oil and gas Company, which is engaged in a full cycle of operations in the oil and gas industry. The Company owns more than 70% of internal production.

Ukrnafta is a largest oil producing Company in Ukraine. The company's share in total gas condensate production is over 60%, and in total gas production - more than 5%.


Oil, gas condensate and oil products market



Ukratnafta is an oil refining company, which owns the largest oil refinery in Ukraine (Kremenchuk), its capacity is 18.6 million tons of oil per year.

Regal Petroleum is a public Company, whose shares are quoted on the LSE. Company operates more than 20 years in Ukraine and owns permits for the development of deposits in the Poltava region.

Electricity market



Energoatom is a state owned Company, was founded at 1996. The company manages four nuclear power plants and provides about 50% of Ukraine's electricity.

DTEK is a largest private energy Company in Ukraine. Company generates more than 43 mln. of electricity during the year.

In total, more than 1200 companies are participants of trades and auctions, among them:





Market reforming: issues, challenges and expectations



On January 1, 2020, the independent GTS Operator of Ukraine started its operating, i.e. the unbundling process was completed, that is separation of natural gas transportation activities from NJSC Naftogaz of Ukraine.

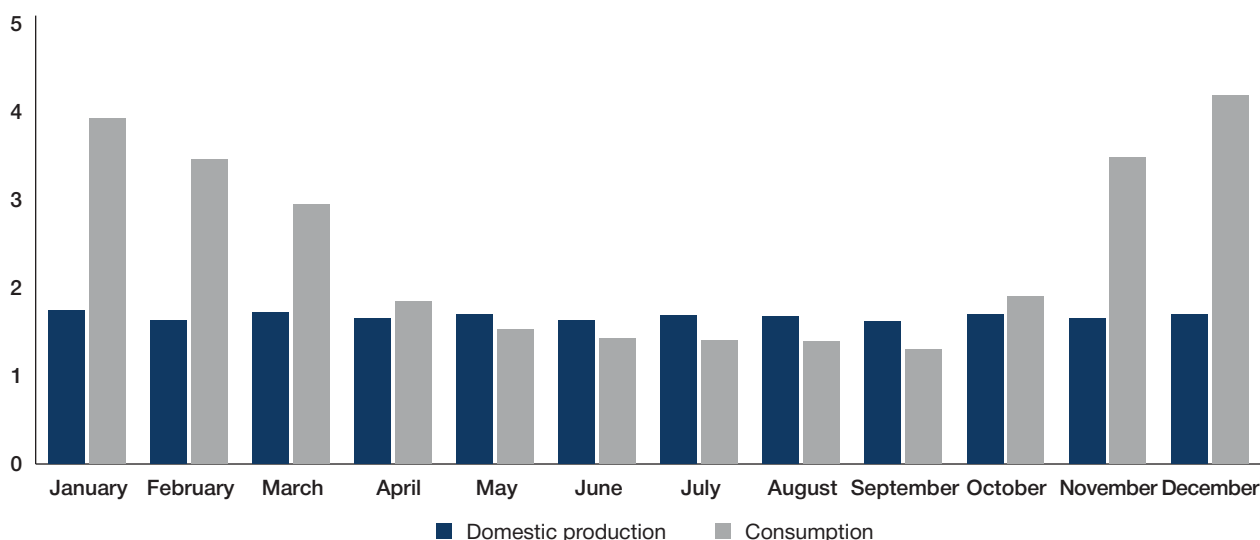


An important achievement of the market last year was the development of a new strategy of the independent UGS Operator, thanks to which last year it was possible to attract many foreign companies to the storage of UGS resources and achieve a record completeness of underground storage facilities.

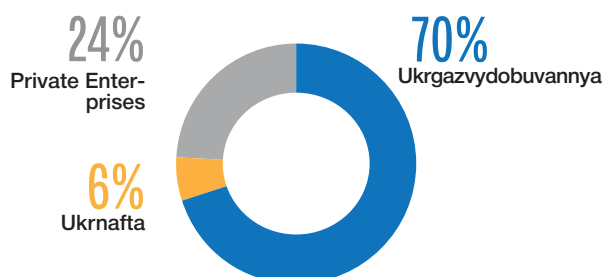


Discussions on the launch of a natural gas retail market have been going on for a long time and, finally, the market for the population has been open since August 1, 2020. Since then, in 2020, the single price for the household consumer was not set centrally, and each consumer could choose a supplier.


Production and consumption of natural gas in Ukraine for 2020, bln. c. m.



Distribution of production by companies, bln. c. m.

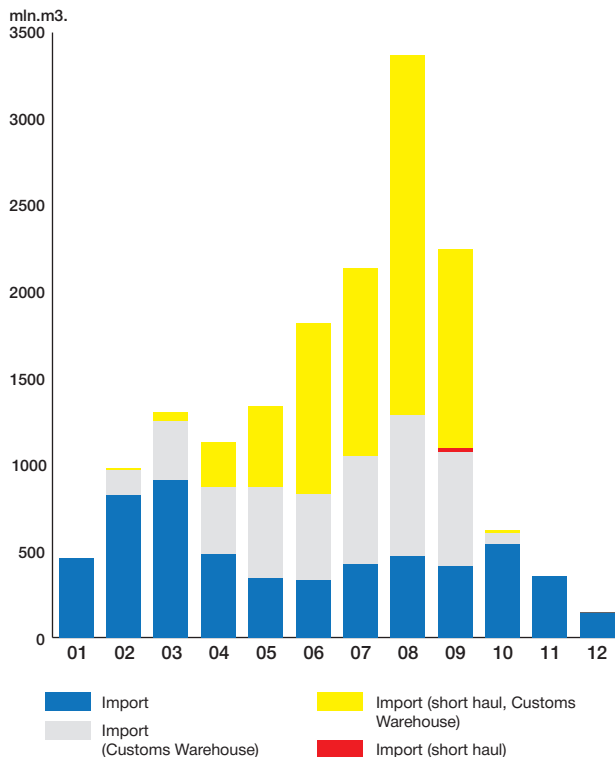


Use of UGS of Ukraine during 2020



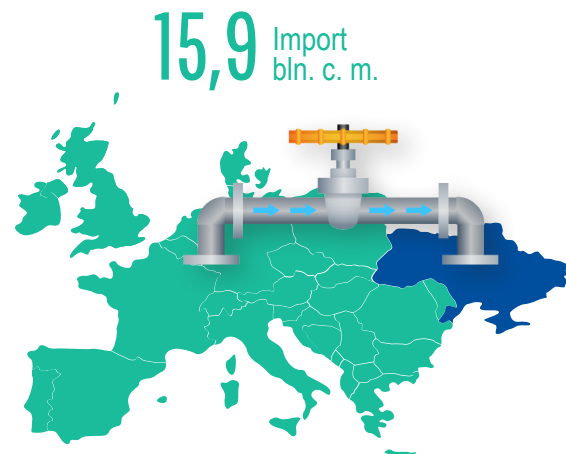
In the UGS of Ukraine as of 31.12.2020, 23.73 bln. c. m. of natural gas

Import of natural gas from European direction, mln. c. m.



The trends of price changes were different during the year. Thus, before the beginning of the summer, prices fell to lows over the past few years, but then recovered, which was especially noticeable with the beginning of the heating season.

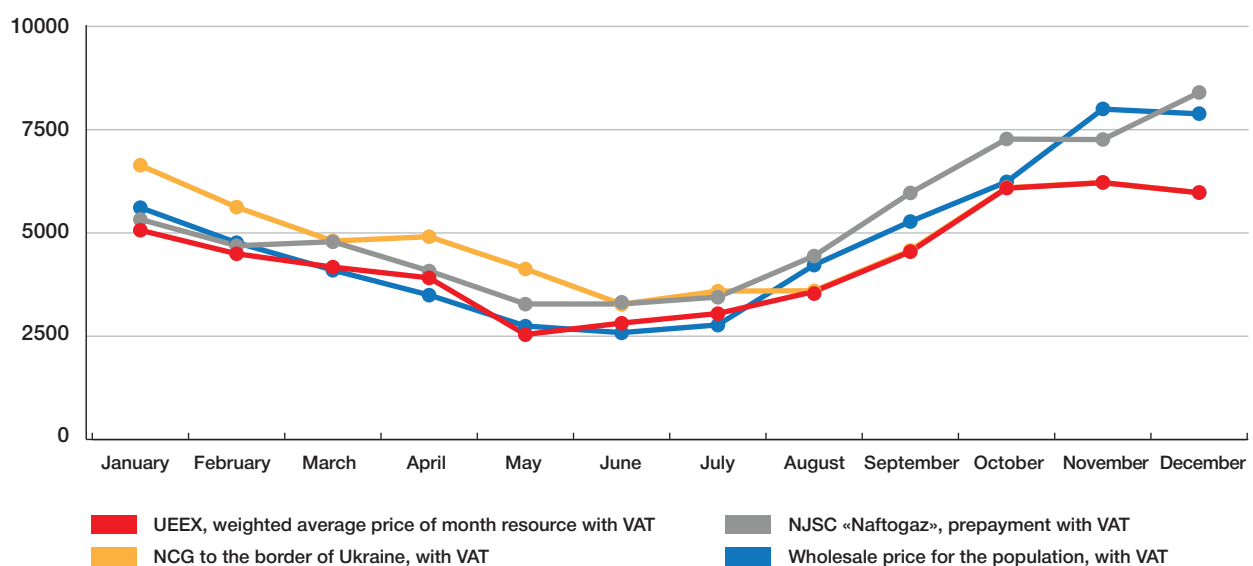
The average price for the population with the opening of the market increased significantly, but there were a significant difference in prices of different suppliers, which reached 40%.



Due to the high level of saturation of UGS, as well as another factors, including, enhancing of competition, internal market prices has much difference comparing to European quotations level, brought to the border, although the overall price dynamics remained.

In terms of total natural gas volume, that was transferred to Ukraine through European direction, the highest figures were observed - 15.9 billion cubic meters, but 64% of this volume was imported using the services of «customs warehouse» and «short haul», which are popular among foreign companies.

Indicators of gas market of Ukraine UAH per th. cubic meters



* Starting from August 2020, the wholesale price for the population means the average of the prices, proposed by the suppliers for the certain month excluding payment for transmission of GTS of Ukraine;

* Starting from September 2020, NJSC «Naftogaz» price means (pre-payment with VAT) the sale price of the resource for the certain month of GSC «Naftogaz Trading» at UUEX with pre-payment.

NATURAL GAS TRADING AT UEEX

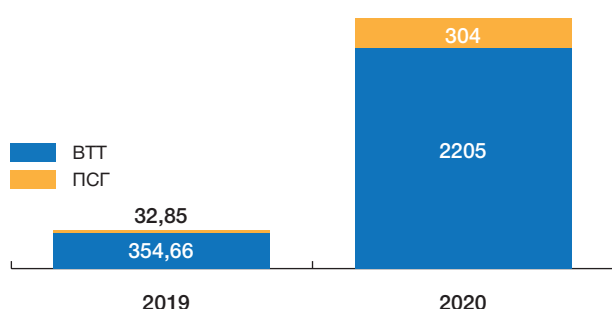
medium- and long term market

The last year has been exceptionally successful in the natural gas trade at Ukraine Energy Exchange. Totally per year 2,5 bln. cubic meters of natural gas was sold, which is 6 times more than the previous year.

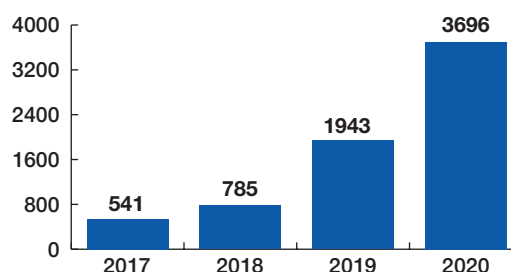
Totally, 259 trading sessions were conducted at PP BETS, 199 of which were for natural gas resource sale. For comparison, in 2018, 227 trading sessions

were held, and in 2019 - 218. UEEX managed to attract 83 new participants to the Natural gas direction in 2020. Thus, as of the end of the year, 372 companies were accredited for natural gas trade. In total, 3696 transactions were concluded in the medium- and long term market during the year, which are two times more than in 2019.

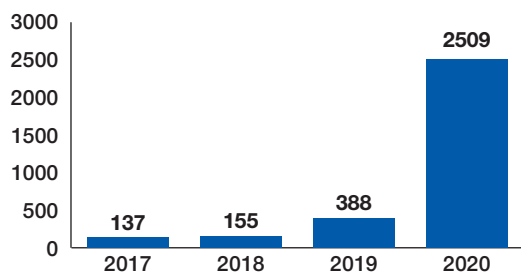
Natural gas sale on the supply basis, mln. c. m.



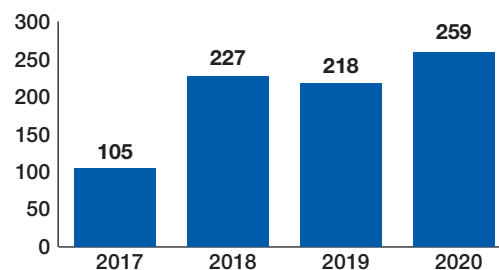
Number of agreements



Trades volume, mln. c. m.



Number of trading sessions




76 companies initiated natural gas trading, which is two times more than last year. Naftogaz Trading has the largest number of initiated positions (1678), Kraft Energy (618), Centerenergy (512), De Trading (282). The popularity of forming starting positions for the purchase of resources has grown. Thus, from the total volume of starting positions for the year - 4691 - 15% was formed for the purchase of natural gas.

Gas trade at UGS

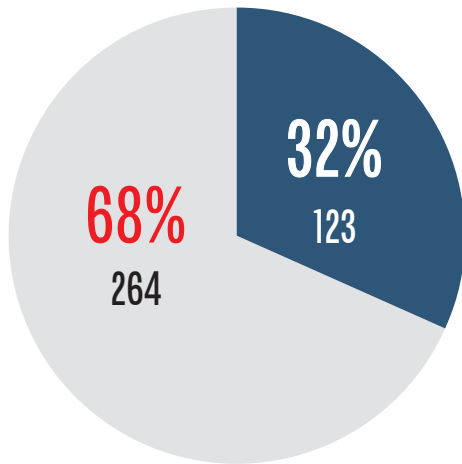
Trade was mainly in monthly resources with VTP basis, but in 2020 gas trade in UGS became popular, which accounted for 12% of sold volumes.

12%
of sold volumes
to UGS



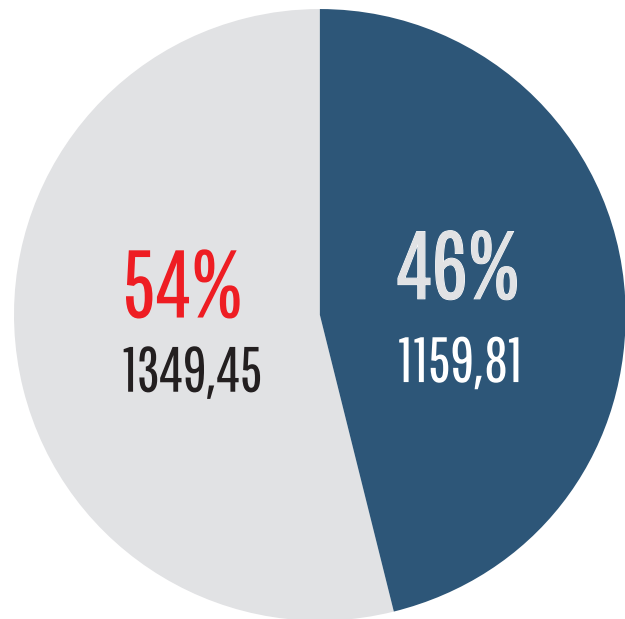
Volume of natural gas sales, mln.c.m.

2019



■ Sales of GSC Naftogaz trading
 ■ Sales of the other Companies

2020

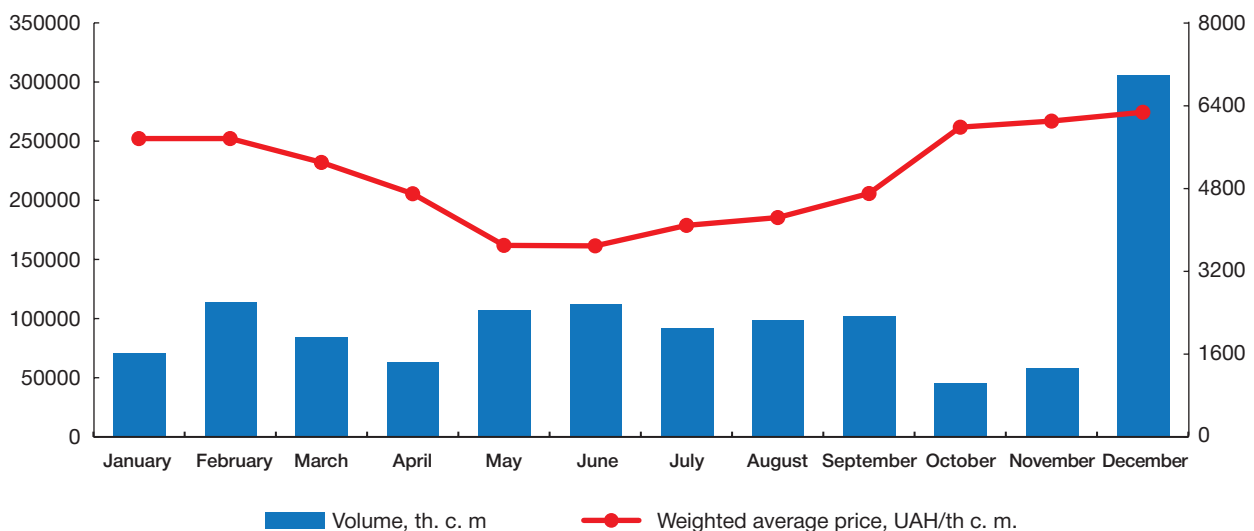


Of great importance in the growth of participants' activity was the participation in the exchange trading of the trading division of NJSC «Naftogaz of Ukraine» - Naftogaz Trading. During the year, the company managed to sell 1160 million cubic meters of natural gas on UEEX. In November, Naftogaz Trading offered a new option - sale of natural gas with postpayment terms, with bank guarantee use, which stimulated interest of market participants in the company's resources and led to a significant increase in sales.

During the year, price dynamics was different.

Thus, in the first part of the year there was a steady decline in dynamics, when starting from the summer (the minimum price was observed for the resource in June - UAH 3692, prices increased and almost doubled by December. The factors of such fluctuations were: seasonality and weather conditions, COVID-19 epidemic both in Europe and Ukraine, which significantly affected the ratio of supply and demand of the resource, excess supply of liquefied gas to the European market in the spring of 2020 and reduction of supplies in the fall, etc.

Results of natural gas month resource sale, except trades with differentials



NATURAL GAS TRADING AT UEEX

short-term market

In September 2020, was launched short-term natural gas market in accordance to EU Regulation №312/2014 and GTS Code of Ukraine, which allows the market of daily balancing of natural gas to work in full. The introduced innovations allow market participants to balance their portfolio and trade in natural gas within the current (or next) day.

Last year, 5.25 million natural gas were sold on the Within-Day market, and trade by the direction is conducted by nearly 40 Companies.

Time frames	Within-Day (WD) Day-Ahead (DA)
Short-term standardized product	Title
Delivery point	VTP
Trading hours	7 days/week, 24 hours/day
Data transfer format	Trades notifications

Currently the prices of UEEX Within-Day market correlate with the basic prices of GTSOU, which are used to determine the marginal purchase and sale prices

of natural gas. However, as a rule, UEEX price, which reflects the market price level for the current day, is slightly lower than the base price, which indicates the imperfection of the existing formula approach to determining marginal prices.



The platform for the daily balancing market was launched in September 2020



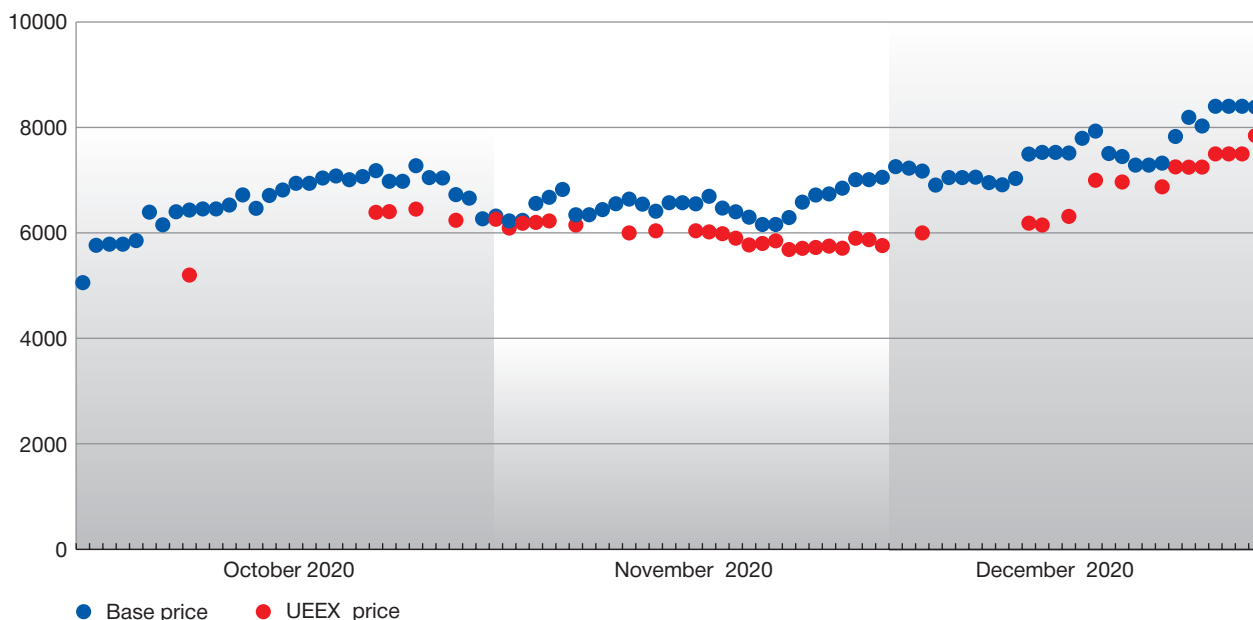
125 agreements have already been concluded in this area, which are carried out automatically by UEEX, GTSOU and Oschadbank



Amendments to the Law on Public Procurement have been adopted, which allow GTSOU to participate in natural gas trades.

UEEX ensures full correspondence and compliance with the requirements to the trading platforms of gas exchanges provided for in Chapter 4 of Section XIV of the GTS Code. Since March 2020, LLC «GTS Operator of Ukraine» become the member of UEEX, and after the adoption of changes to the Law on Procurement gained access to the Energy Trading Platform for trade in short-term standardized products.

Comparison of GTSOU base price and UEEX daily market price (UAH per th. c. m. with VAT)



DAY-AHEAD MARKET

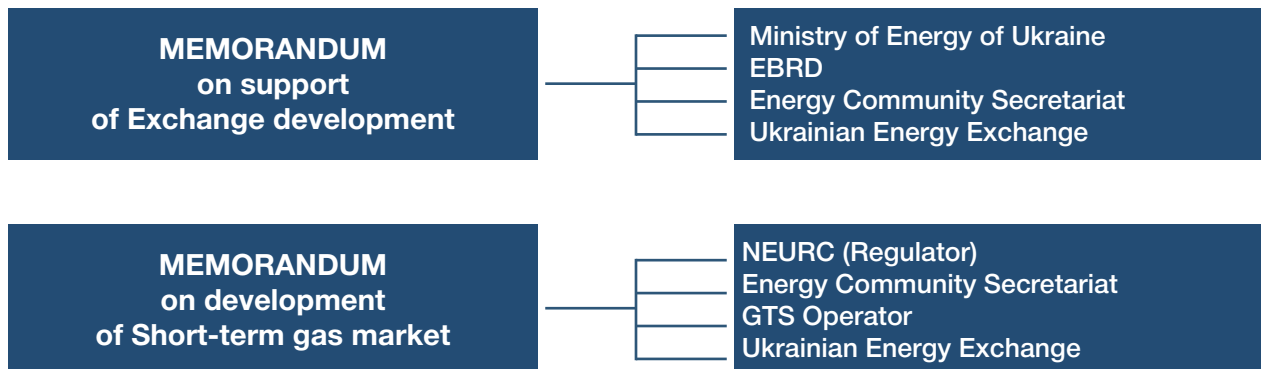
Starting from December 29, 2020, Ukrainian Energy Exchange has launched natural gas trading on «**Day-Ahead market**» (**Day-Ahead**). The launch of Day-Ahead trades complements UEEX's line of exchange instruments in the natural gas market.

Strengthening of international relations on the natural gas market

UEEX has received the support of the Energy Community Secretariat as an exchange that should ensure the implementation of European requirements for the organization of competitive exchange trade in natural gas. Accordingly, a Memorandum was concluded, the purpose of which is to ensure the development of UEEX in accordance with European standards. The development of short-term trade in natural gas in accordance with EU standards was supported by signing a second

Memorandum.

Accordingly, there is an Advisory Board and a working group working on the development of the short-term natural gas market in Ukraine. The Exchange has concluded relevant agreements on the best European consultants and vendors, experts from European energy exchanges are involved. UEEX cooperates with major global exchanges and developers of solution for leading clearing centers.



Accelerate of cooperation within the framework of the partnership of South-East Europe countries on the integration of natural gas markets under the SEEGAS project

The Secretariat of the Energy Community with UEEX participation is implementing the SEEGAS project, which aims to unite the countries of South-Eastern and Eastern Europe to provide joint gas trade within one trading space with further integration into the single European gas market. Thus, the creation of gas hub is already implements in Ukraine in accordance with EU standards.





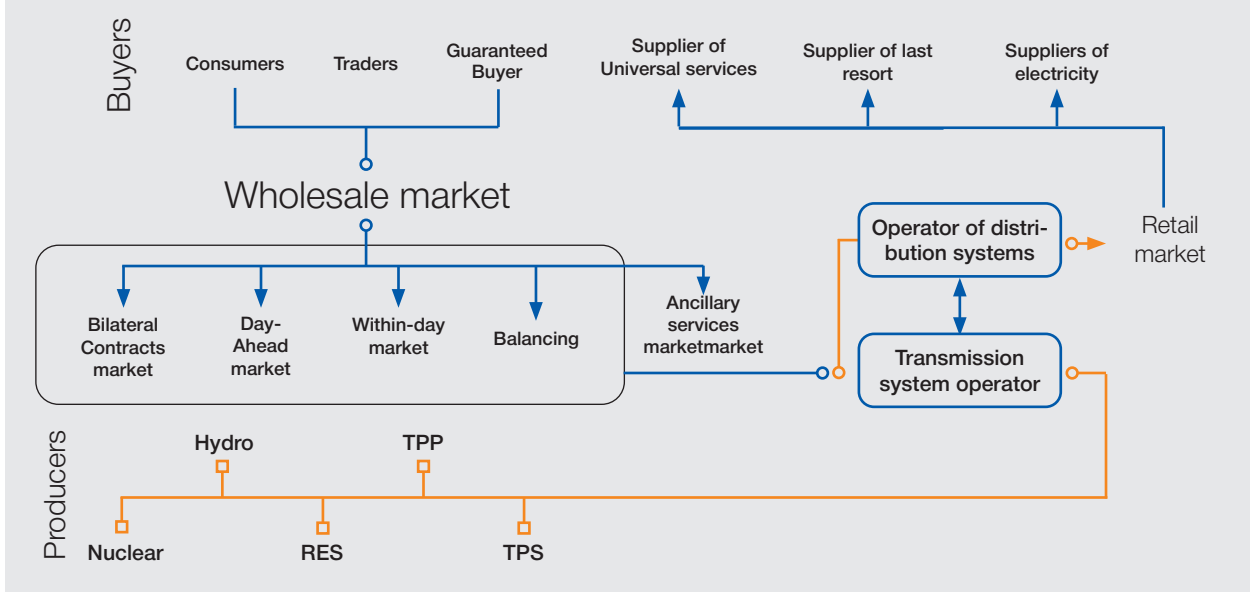
ELECTRIC POWER

The Law «On Electricity Market» that was approved in April 2017 to meet Ukraine's commitments under the EU's Third Energy Package provided for the introduction of a new market model that includes a number of segments: the market for bilateral contracts, the Day-Ahead market, the intraday market, and the balancing market.

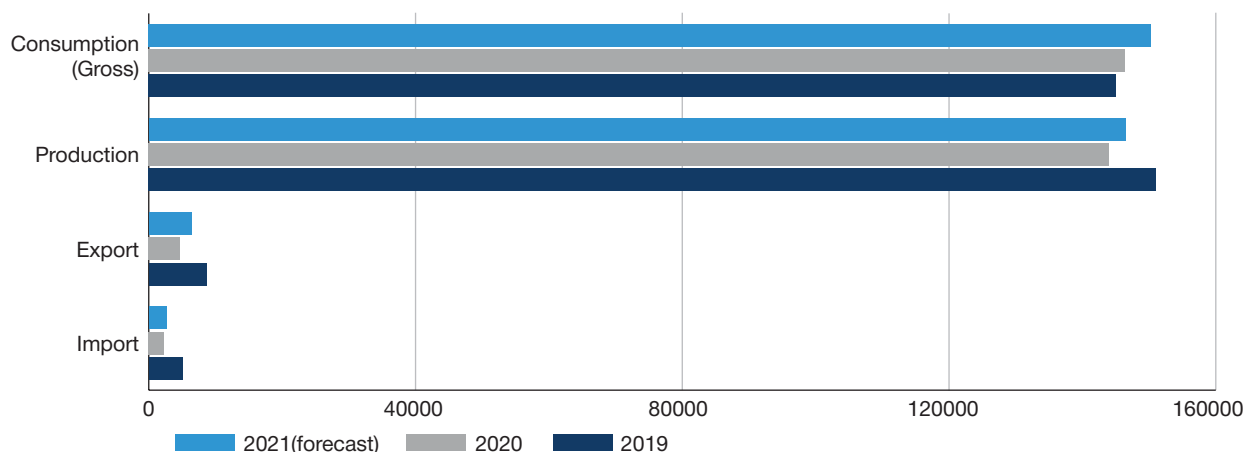
The Law came into force on July 1, 2019.

For the 1,5 years of operation on the wholesale electricity market progress has been made, although not without serious problems, the wholesale electricity market provides a foundation for increased competition and strong economic signals. Further work is a major positive step forward in enabling the wholesale electricity market to meet its targets and support further integration with the EU.

Electricity market structure



Balance of production and consumption, thousand MWh



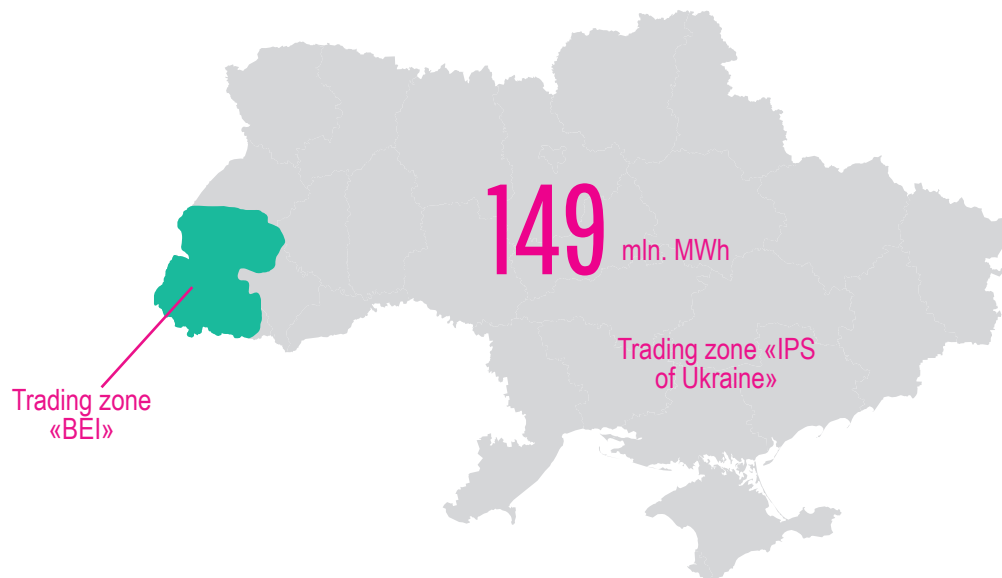
Results of the wholesale electricity market for 2019/2020

Energy system of Ukraine is divided into two parts. The main part of the IPS of Ukraine works in parallel with the energy union of the CIS and Baltic countries,

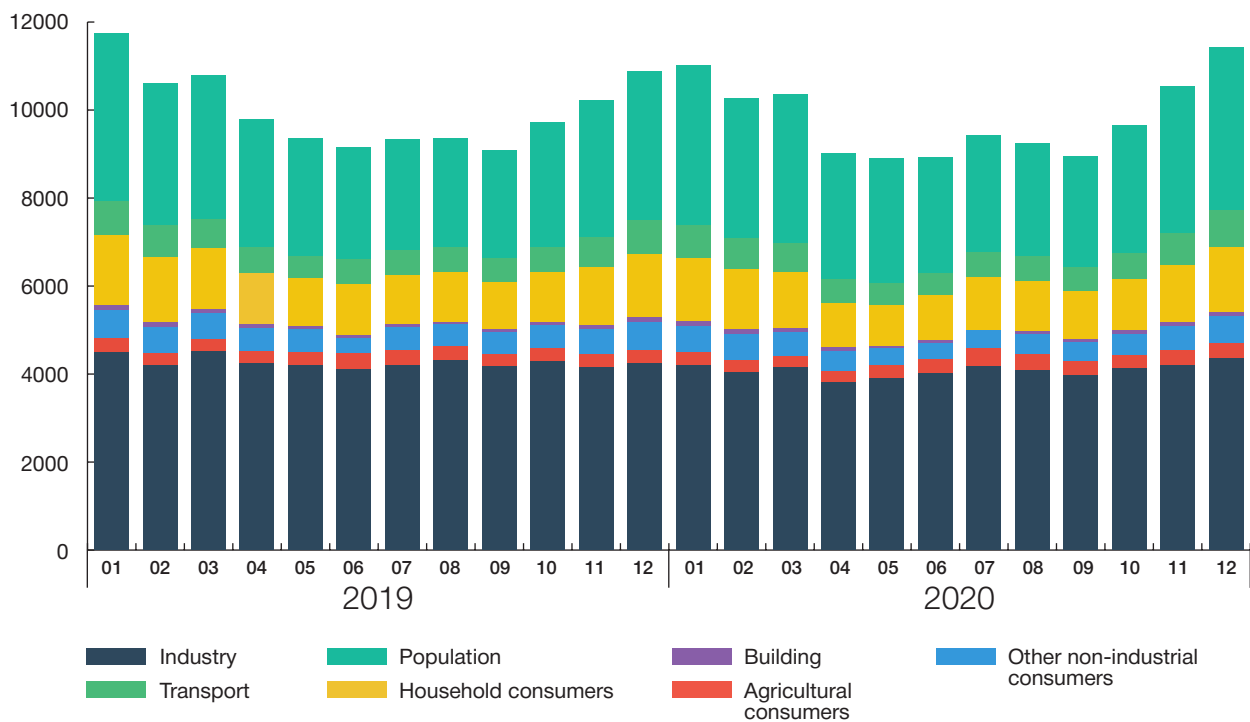
and the other - «Island Burshtyn TPP» - as part of the union of power systems of continental Europe ENTSO-E.

Electricity production in 2020

Electricity production in 2020 in the IPS of Ukraine trading zone amounted 149 million MWh, most of which was generated by nuclear and thermal power plants (76 and 52 mln. MWh, respectively).



Consumption structure in Ukraine, thousand MWh

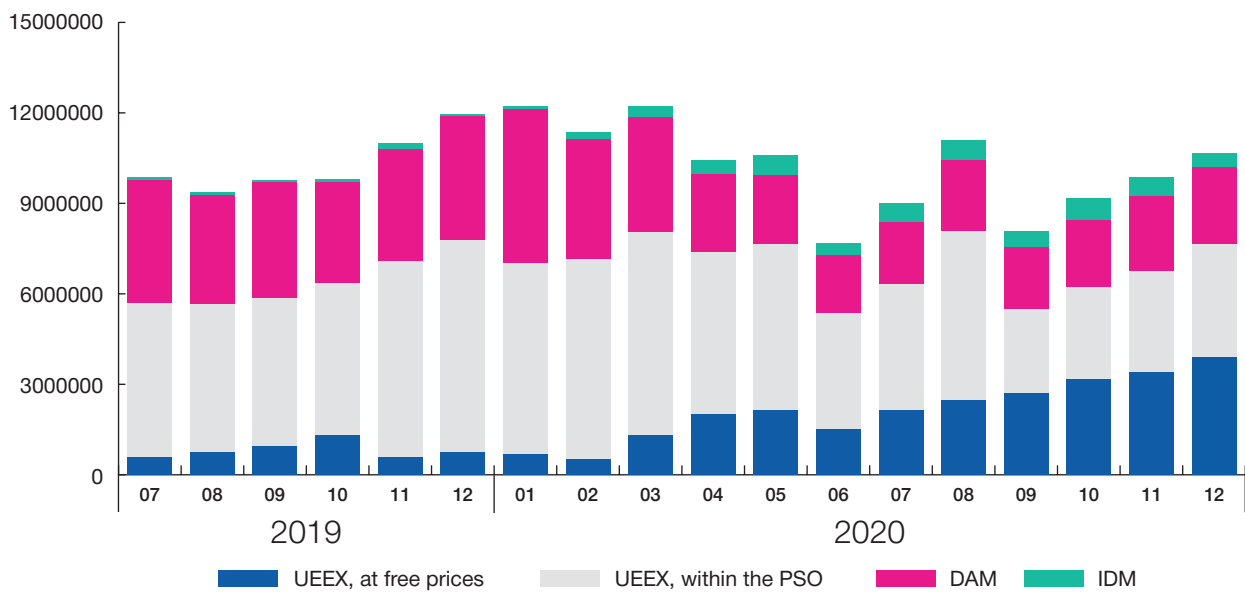


Consumption of electricity in 2020 amounted to 118 mln. MWh, which is 2% less than in 2019.

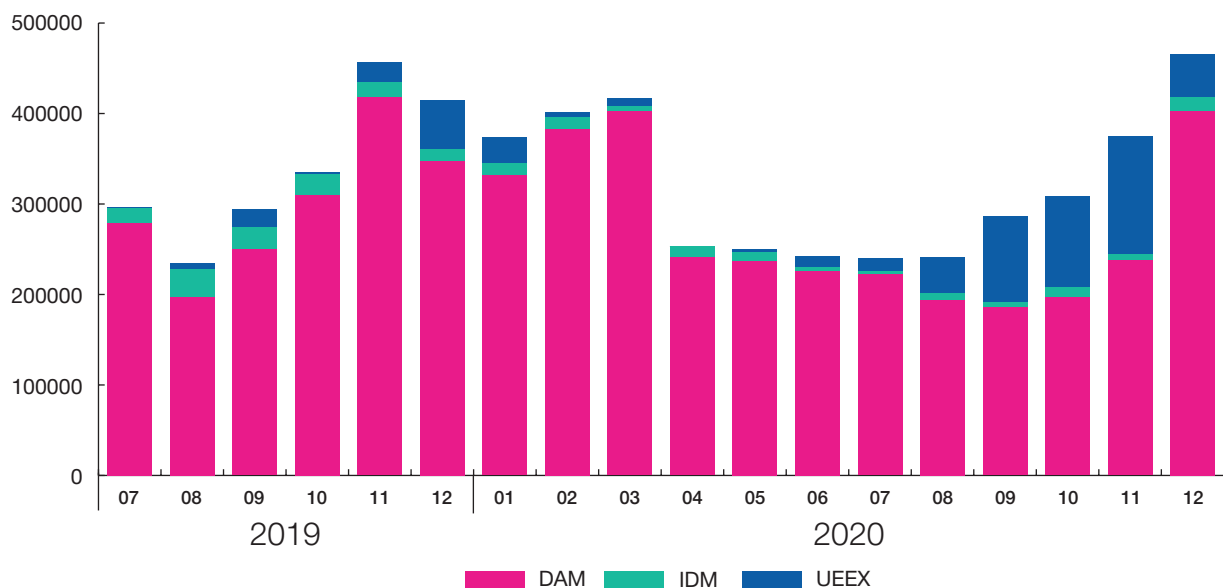
Sales volumes of electricity at UEEX by supply periods in comparison with SE «Market Operator» (DAM, IDM) by IPS of Ukraine trade zones and «Island of Burshtyn TPP». The graphs below show how the distribution of electricity sales changed. It is no-

ticeable that the share of electricity sold in the market of bilateral contracts at free prices has increased relative to the level of electricity sold in short-term markets. This is a good signal of the liquidity of the bilateral contracts market.

Electricity sales volumes in IPS of Ukraine trade zone, MWh



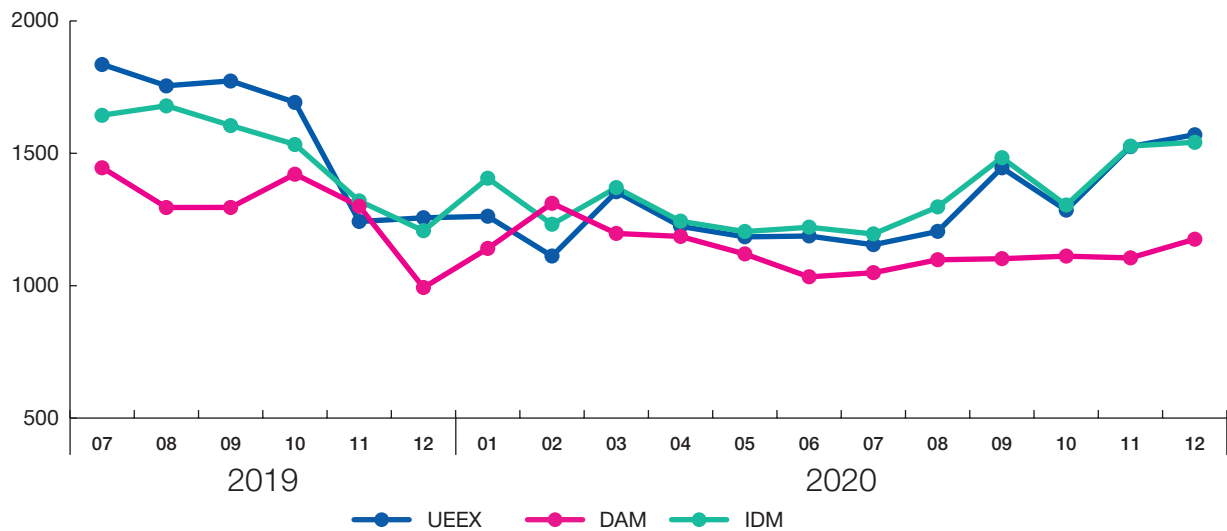
Electricity sales volumes in BEI trade zone



Price caps

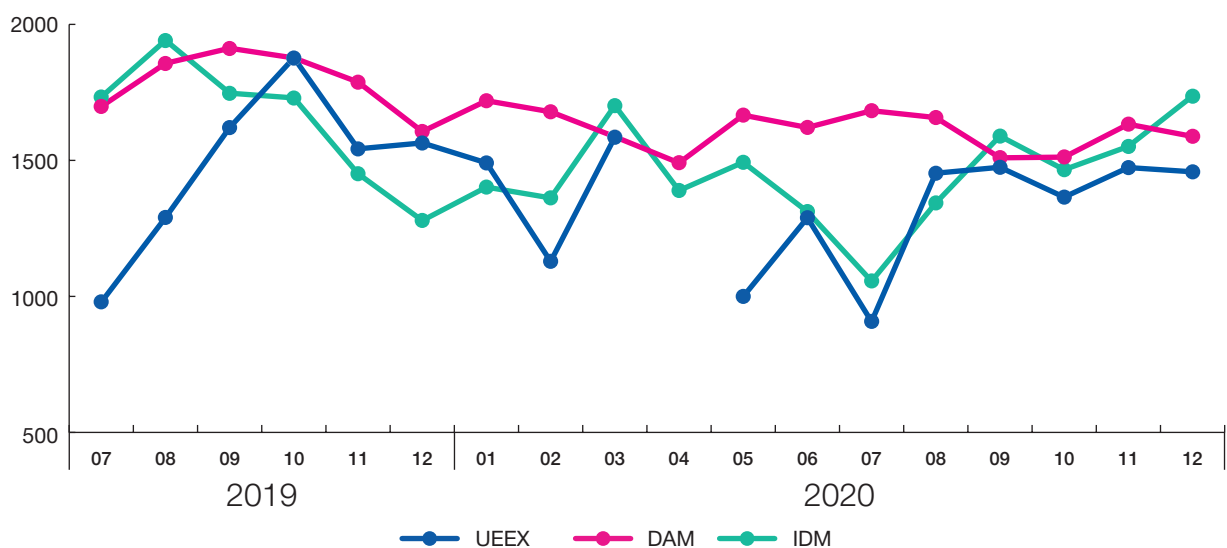
In order to prevent the sharp rise in electricity prices, the price caps are fixed on IDM and DAM. Boundary prices for the IPS of Ukraine trade zone: for periods with a minimum load (00:0 - 07:00 a.m. and 11:00 p.m. 00:00) are UAH 1,228.94.12 / MWh, and for hours with a maximum consumption (from 07:00 a.m. till 11:00 p.m.) - UAH 2,048.23 / MWh.

Comparison of weighted average month prices in trade zone IPS of Ukraine by supply period, MWh



Boundary prices for Burstyn Energy Island TPP trade zone: for periods with a minimum load (00:00 07:00 a.m. and 11:00 p.m. 24:00) is UAH 959.12 / MWh, and for hours with a maximum consumption (from 07:00 a.m. till 11:00 p.m.) - 2048.23 UAH / MWh.

Comparison of weighted average month prices in BEI trade zone by supply period



Price restrictions on balancing market. Market participants in their applications for balancing electricity are required to indicate price of not less than 55%

of the price of DAM for this billing period and not more than 115% of the established price limit on DAM for this billing period.

Directions of conduction auctions on UEEX

There are two sections on the Ukrainian Energy Exchange: specialized and commercial. Specialized section divided into two directions, it are auctions for implementation of Article 66 and 62 of the Law of Ukraine «On Electricity market».

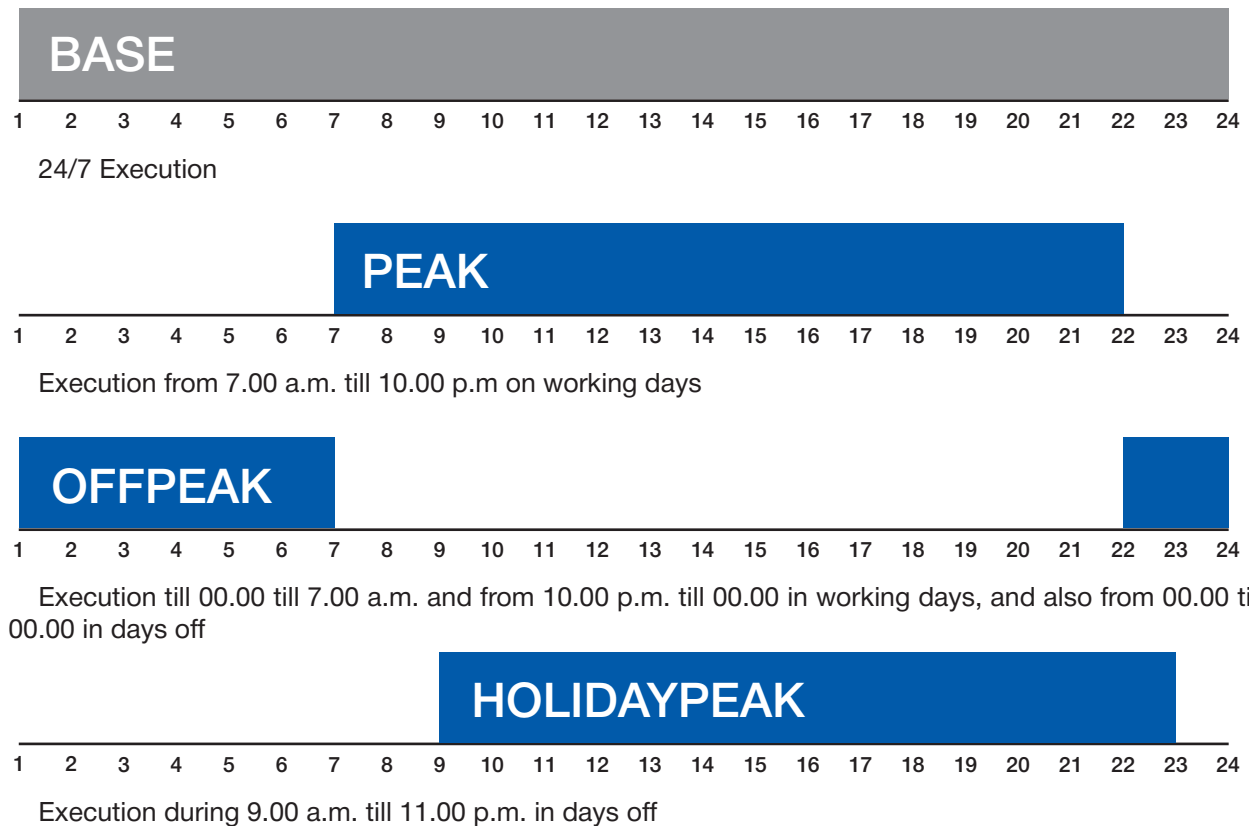
Specialized sections				Commercial session
Auctions for implementation of paragraph 6 part 2 Article 66 of the Law	Auctions for implementation of Article 62 of the Law (PSO)			According to Regulation CE UEEX
	Specialized session	Special session on the sale of lot packages Special session on the sale of lot packages	Special session on electricity sales produced of alternative energy sources	
Participants sellers				
State producers Other on a voluntary basis	State producers with have special obligations	Energoatom – 5% Other Sellers	Guaranteed Buyer	According to UEEX Regulation
Centrenergo Ukrhydroenergo Energoatom Other sellers	Energoatom – (50-55%) Ukrhydroenergo – 30%			Private producers Electricity suppliers Traders
Participants Buyers				
Electricity suppliers Traders Consumers TSO DSO Guaranteed Buyer	Guaranteed Buyer	Participants exclusively for their own consumption	Electricity suppliers Traders Consumers TSO, DSO	Guaranteed Buyer TSO, DSO Electricity suppliers Traders Other participants of wholesale market
Prices: Possibility of block applications, formula trading, flexible solutions				
Formed by the market at the auction	10 UAH	Formed by the market at the auction	Formed by the market at the auction, trades are held to increase the price	Formed by the market at the auction
Only the seller has the right to initiate the auction				The seller and the buyer has the right to initiate the auction

According to the results of 2020, UEEX held 370 auctions for the sale of electricity, 35 auctions for the implementation of PSO to ensure the public interest, 8 auctions for the sale of packages of lots exclusively for own consumption and 173 auctions in commercial sections.

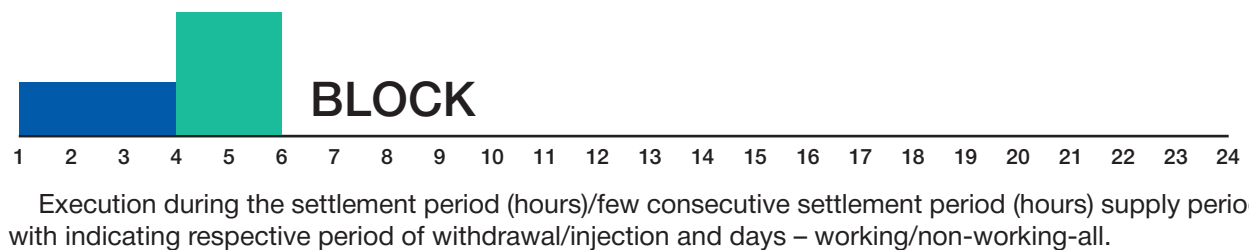
During 2020, 840 starting positions were formed in the IPS of Ukraine trade zone and 785 in the BEI trade zone for the sale / purchase of electricity of various types of load. In general, in 2020 the total volume of electricity sales in the market of bilateral contracts amounted to more than 97.5 million MWh (with PSO).

The sold volumes of electricity in trade zones are as follows: in the «IPS of Ukraine» - 97.4 MW. hours, in the area «BEI» - 495333 MWh. In particular, 54.1 million MWh of electricity were sold at the Ukrainian Energy Exchange in the IPS of Ukraine trade zone at regulated prices of companies with special responsibilities in the electricity market - SE «NNEGC «Energoatom» and PJSC Ukrhydroenergo. In general, at the end of 2020 on UEEX in the direction of «Electricity» has accredited 303 participants, of which 112 managed to join last year.

Standard exchange products on BCM



Non-standard exchange products on BCM



TRADES IN COEFFICIENTS (FORMULA)

This type of trading is designed for long-term Contacts to reduce risks on significant price fluctuations

At the Ukrainian Energy Exchange, electricity is sold according to different schedules of electricity sales. Each participant is interested in purchasing electricity at BCM as close as possible to the consumption schedule. Exchange BCM – is the main instrument for purchasing at wholesale market.

Auctions for implementation of Article 62

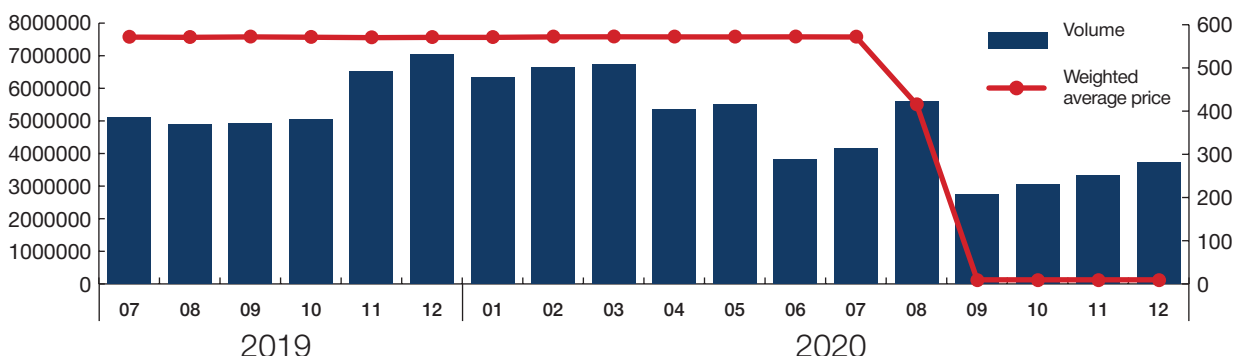
Auctions for implementation of Article 62 of the Law of Ukraine «On electricity market».

In 2019, 90% of the electricity of SE NNEGC Energoatom and 35% of the generation of PJSC Ukrhydroenergo fell under the obligations of PSO. Such significant volumes of PSO did not contribute to the development of a competitive market and significantly constrained market pricing.

In 2020, the Government adopted amendments to the Resolution of the Cabinet of Ministers dd. June 5,

2019 № 483 «On approval of the Regulation on the imposition of special obligations on electricity market participants to ensure public interests in the functioning of the electricity market». According to which, the state generation has increased the amount of electricity that can be sold in different market segments at market prices. This step allowed to smooth out price differences in the market and improved the financial situation of state-owned enterprises.

Sales of electricity under the PSO obligation

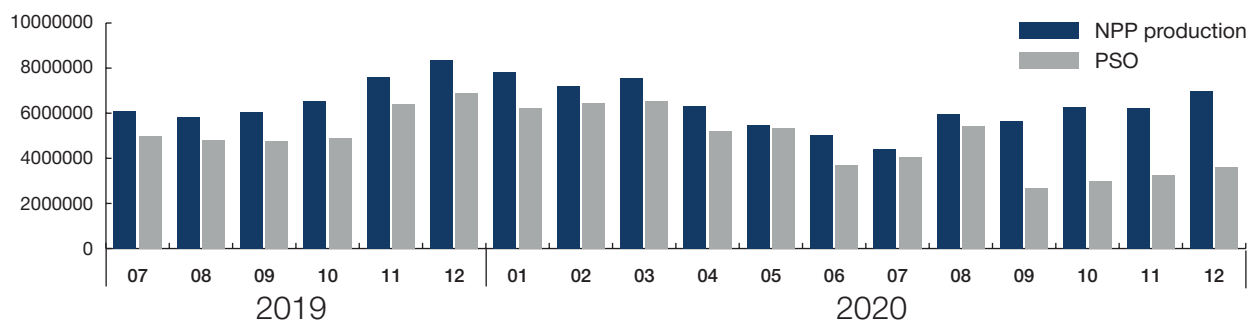


At the Ukrainian Energy Exchange in the IPS of Ukraine trade zone in 2019, was sold 39.8 million MWh of base, peak and peak non-working day electricity at regulated prices of companies with special responsibilities in the electricity market – SE NNEGC Energoatom and PJSC Ukrhydroenergo. In 2020 was sold 54,1 MWh of electricity of base, peak, peak of

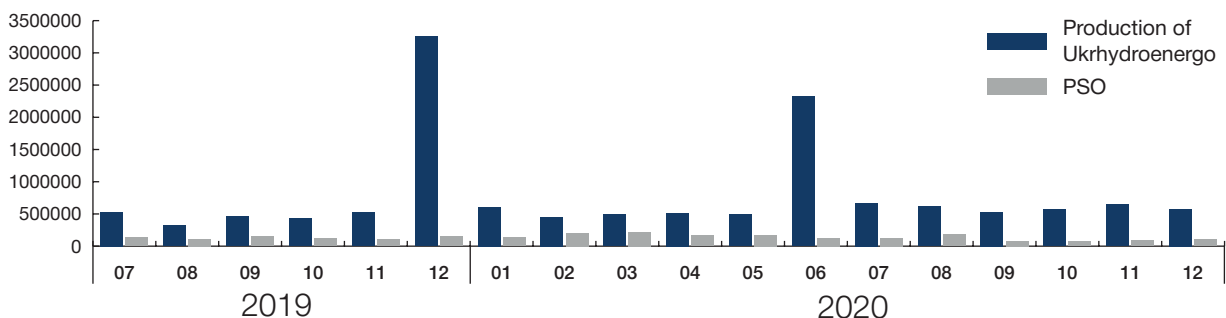
none-working day load, block position and load of special obligation.

Only Guaranteed buyer in the auctions under the PSO can use trade instrument of «load of special obligations».

Electricity sale volumes of SE NNEGC Energoatom under the PSO obligations for the supply period



Volumes of Electricity sale of PJSC Ukrhydroenergo the PSO obligations for the supply period



Auctions in the form of special sessions for the sale of lot packages

Adoption by the Government of the Resolution of the Cabinet of Ministers dd. 20.05.2020 № 436 «On Amendments to the Procedure for Conducting Electronic Auctions for the Sale of Electricity under Bilateral Contracts».

The changes provided for a reduction in the share of electricity sales by NNEGC Energoatom under the PSO from 85% to 80%. According to the procedure of holding a special session on the sale of lot packages under the bilateral contracts, SE NNEGC Energoatom could sell up to 5% of the projected production volume. The auctions are divided into 3 stages: short-term, medium-term and long-term, with different package contents and delivery period.

LONGTERM

100 lots

Withdrawal period to 6 month

MEDIUM-TERM

50 lots

Withdrawal period to 6 month

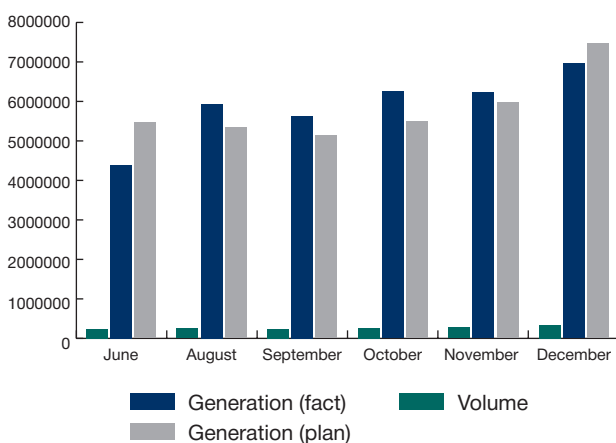
SHORT-TERM

25 lots

Withdrawal period to 3 month

At such auctions, electricity was sold in packages of lots and only to end users.

Sales volumes of electricity in packages of lots by delivery period, MWh.



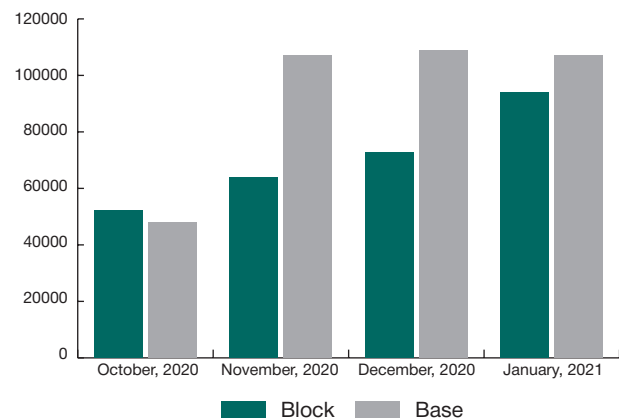
According to the results of 2020, 6 auctions for the sale of electricity were held at the Ukrainian Energy Exchange in the form of a special session for the sale of lot packages.

The total sales amounted to 1581 thousand MWh, according to the type of sales schedule of the base load.


Auctions in the form of special sessions on the sale of electricity produced from alternative energy sources

On September 28, 2020, the Cabinet of Ministers adopted Resolution «On Amendments to the Procedure for Conducting Electronic Auctions for the Sale of Electricity under Bilateral Contracts». The Resolution opened the possibility of selling electricity produced from alternative energy sources under bilateral contracts at auctions in the form of special sessions. These auctions are held on price increase. The starting price is determined by the Guaranteed Buyer according to a special formula established by the Procedure. According to the formula, the price takes into account the weighted average price and sales volume in the wholesale market segments for each trading hour and the number of settlement periods of the product within one trading day.

Sales volumes of electricity produced of alternative energy sources for the supply period



In total, in 2020, 10 auctions were held for the sale of electricity produced from alternative energy sources. The first auction took place on October 5, 2020 on UEEX. The total sales of electricity produced from alternative energy sources in 2020 amounted to 654,5 MWh.

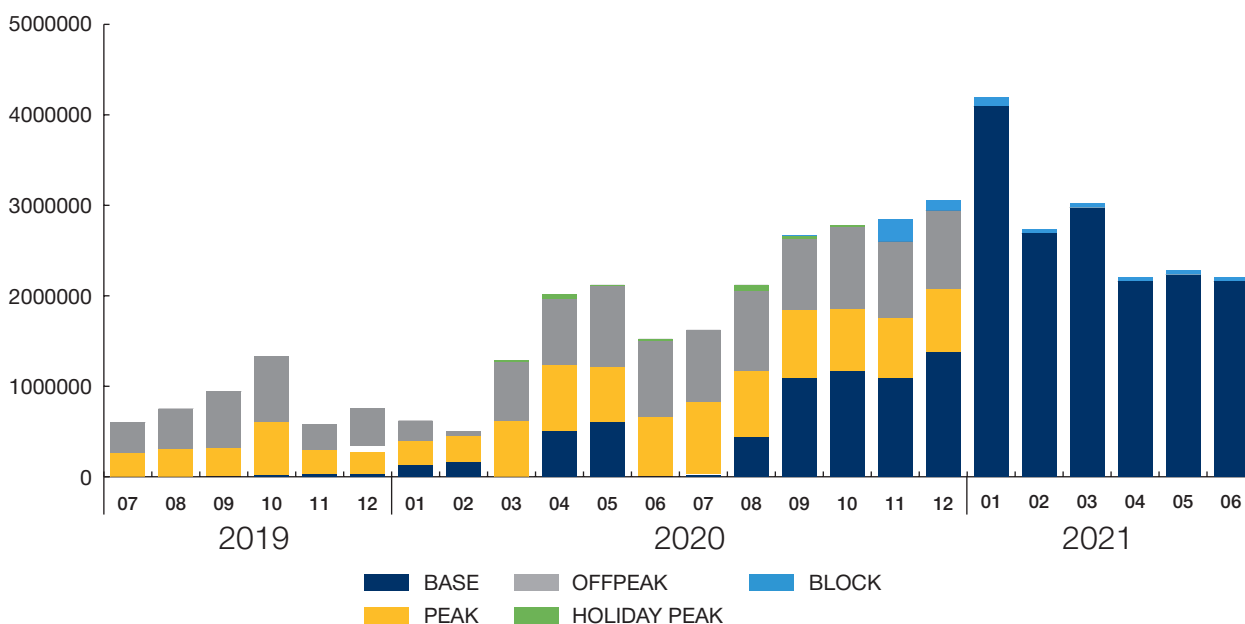


Auctions for implementation of Article 66 of the Law of Ukraine «On electricity market»

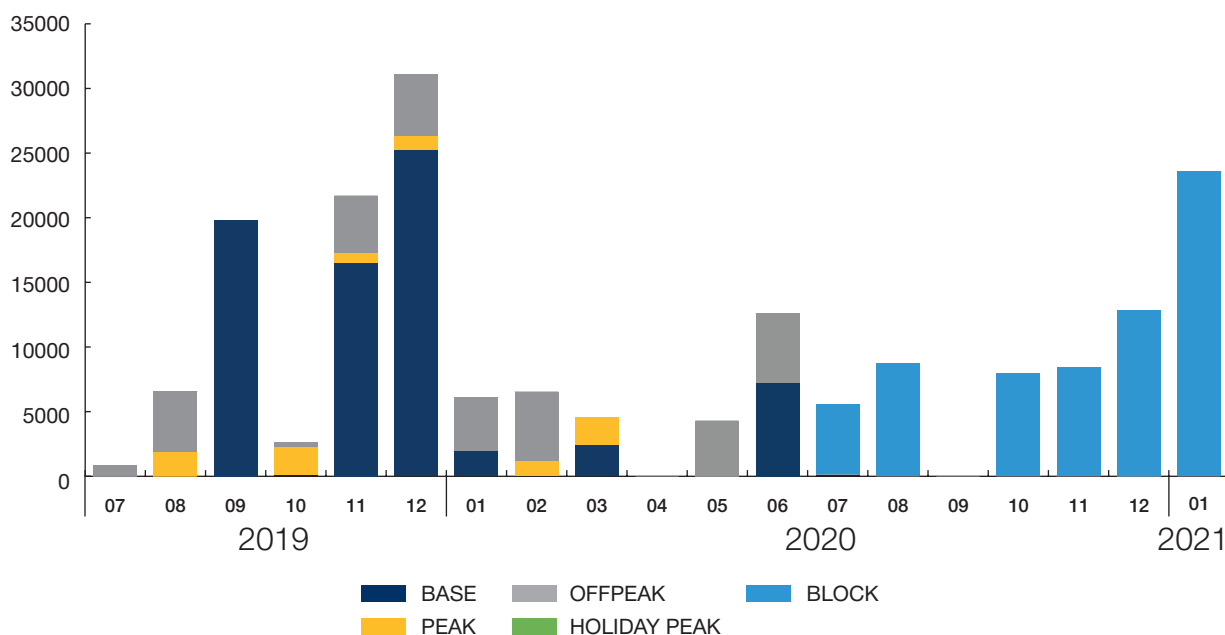
According to the Law of Ukraine «On the Electricity Market» (paragraph 6, part 2 of Article 66), enterprises with a state share sell electricity under bilateral contracts at electronic auctions, the procedure for which is approved by the Cabinet of Ministers of Ukraine. In

general, in 2020 at the Ukrainian Energy Exchange at auctions to comply with paragraph 6 of Part 2 of Art. 66 of the Law of Ukraine «On the electricity market» was sold 39.6 million MWh of electricity. In the trade zone «Island of Burshtyn TPP» 183,7 thousand MWh.

Sales volumes by types of electricity sales schedules in the trade zone IPS of Ukraine of auctions pursuant to Article 66 of the Law of Ukraine «On the Electricity Market»



Sales volumes by types of electricity schedules in the trade zone BEI auctions for the implementation of Article 66 of the Law of Ukraine «On electricity market»



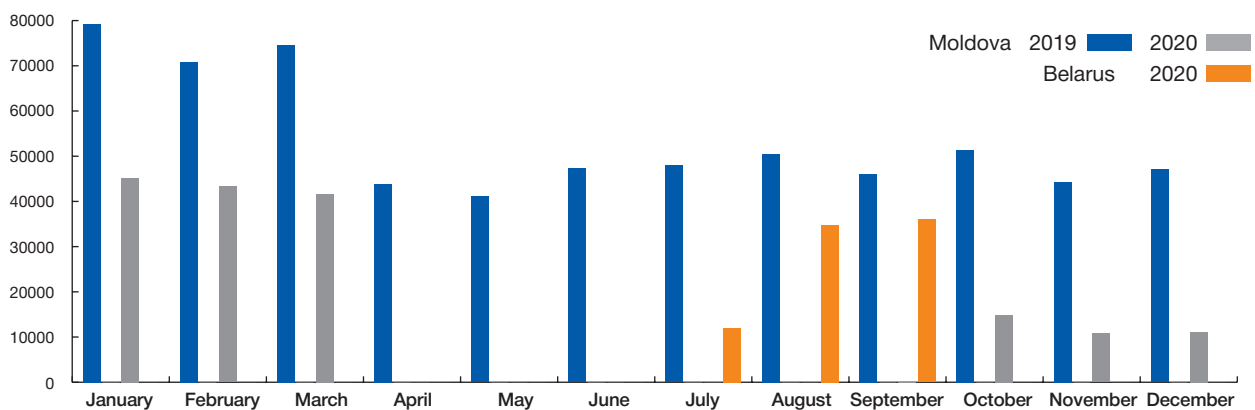
Auction for electricity sale for export

Auctions for export (Auctions for implementation of Article 66 of the Law of Ukraine «On Electricity market»).

The transition to a new model of the electricity market is the first significant step towards compliance with European rules and standards. As Ukraine is a member of the Energy Community and has taken the first steps towards unification with the EU, electricity exports is a logical continuation of this path. But in addition to political decisions, the purely technical issues of the IPS's accession to Europe need to be addressed. Apart from political decisions, it is necessary

to solve the purely technical issues of EU accession to Europe, since it is technically possible to export electricity to countries that are interconnected by a joint regime of production, transmission and distribution of electricity with the possibility of further re-export. Currently these auctions are held on UEEX. In total, in 2020 (since July), 6 auctions were held for the sale of base load electricity, which is the subject of exclusively further supply outside the territory of Ukraine from the IPS of Ukraine trade zone. According to the results of auctions, 119.7 thousand MWh of electricity were sold.

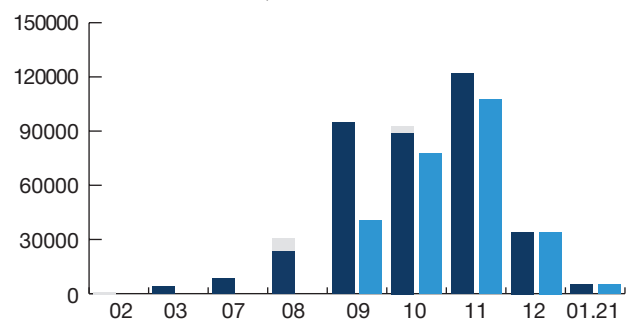
Actual data on the volume of exported electricity from IPS of Ukraine for 2019-2020



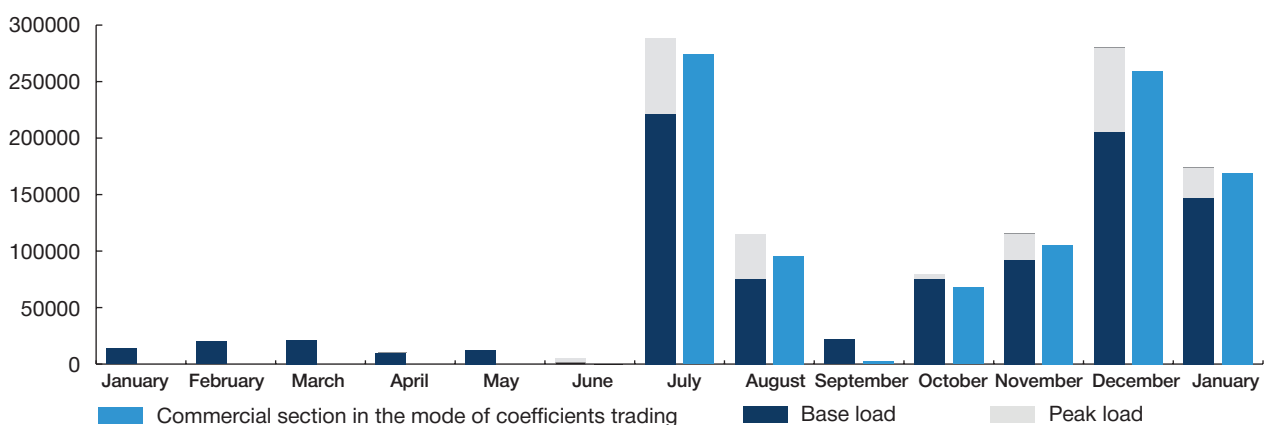
Commercial session

The advantages of commercial auctions are a wide range of opportunities and tools that CE UEEX provides to market participants today. Auction participants in commercial section can sell or buy electricity not only by standard schedules such as peak, offpeak, or base types, but choose individual time period – hours of sale or purchase of electricity. In total, for 2020, on commercial sessions the total volume of electricity sale and purchase on bilateral contracts market in both trading zones amounted 1,6 mln. MWh.

Electricity sales volumes in Burshtyn Island trade zone on commercial section, MWh



Electricity sales volumes on IPS of Ukraine trading zone on commercial session

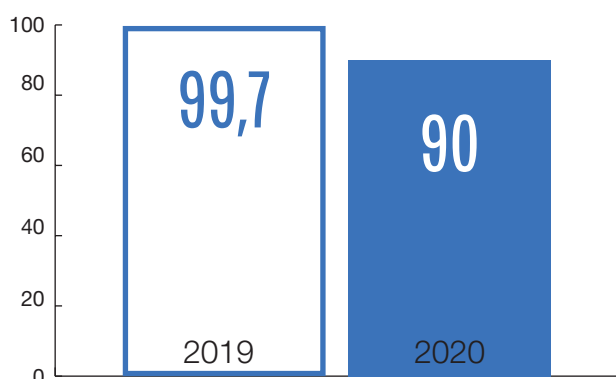




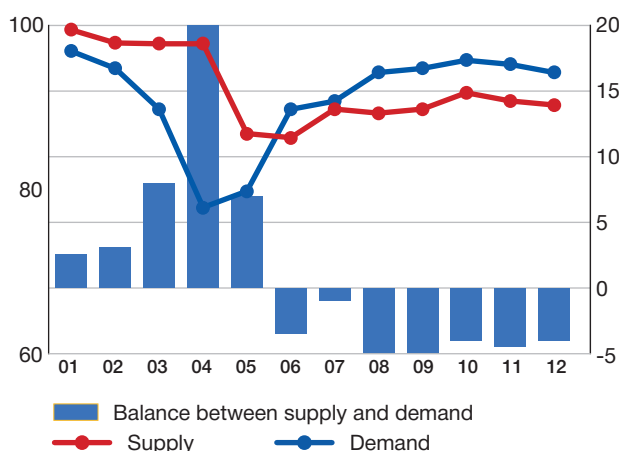
Rebalancing the world oil market

World oil consumption in 2019 amounted to 99.7 mln. b/d. Last year, demand fell by 9 million barrels per day due to quarantine measures related to the spread of coronavirus. Taking into account the severity of the oil shock in 2020, the focus was on the balance of supply and demand, i.e. the size of existing reserves and OPEC's efforts to reduce stocks «reasonable» levels.

World oil consumption
mln. b/d



World balance of oil demand and supply
in 2020, mln. bar / day

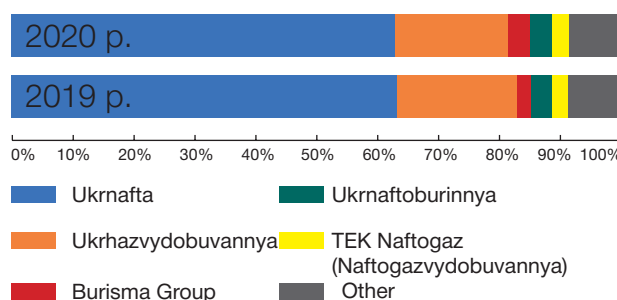


Surplus of oil market at the beginning of 2020 was replaced by reduction in reserves to 194,2 mln. bar in the 3Q of 2020 and at the end of the year the world market went into a state of surplus.

State of the Ukrainian market: oil

Last year continued the trend of Ukraine's import dependence on oil and oil products, although European countries cover the main need through domestic processing, importing oil instead of oil products, thus reducing the share of imports to meet demand for all types of oil products. In terms of domestic production, Ukraine produced about 2.4 billion tons of oil and gas condensate last year.

Distribution of oil and gas condensate
of domestic production

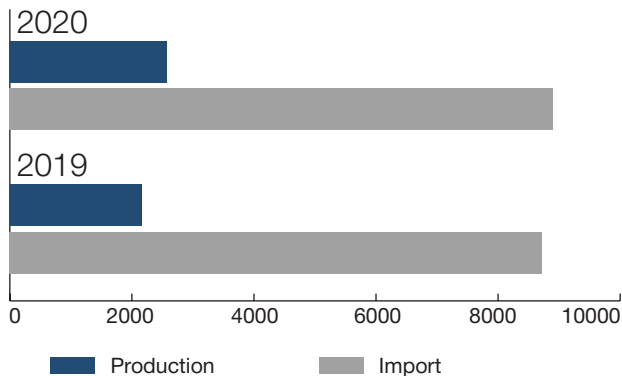


State of the Ukrainian market: oil products

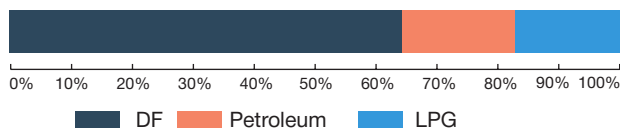
The total balance of the oil products market increased by almost 600 thousand tons in 2020. Consumption of diesel fuel and liquefied gas has mainly increased. Such significant use of diesel fuel is associated with the state program «Greate Construction», which also affected the use of bitumen. The growing popularity of liquefied natural gas, which we see every year, is certainly due to the lower excise tax compared to other fuels. In percentage terms, in 2020 the share of each individual product remained approximately at the level of the previous year, but the total balance sheet increased. Consumption of diesel fuel from 6991 thousand tons in 2019 increased to 7390 thousand tons in 2020, gasoline in the last year increased to 2117 thousand tons, consumption of liquefied gas increased to 2122 thousand tons.

It should be noted that the only type of fuel that competes with imported supplies is gasoline. The largest fuel production in the domestic market is the Kremenchug oil refinery. The trend of annual reduction of the gasoline market by 5 -10% has stopped. In 2020, the volume of this type of fuel amounted to 2.1 million tons, of which 1 million tons were produced by domestic oil refineries. Gasoline supplies mainly come from Belarus and Lithuania.

Balance of the oil products market (petroleum, DF, LPG)

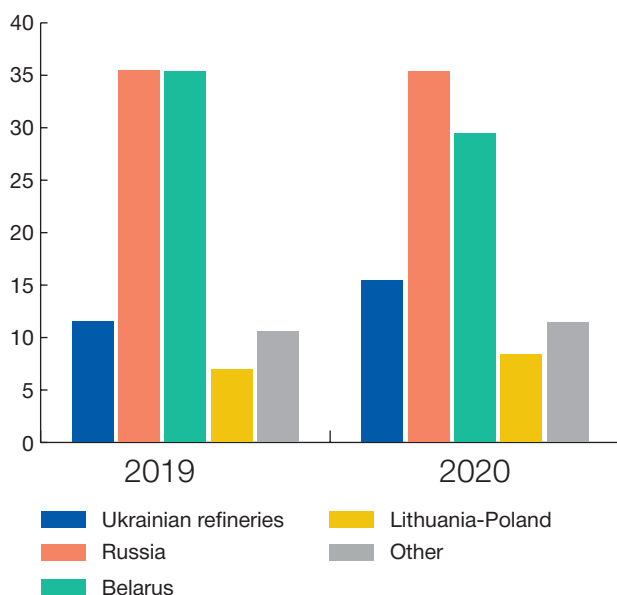


The share of each fuel in the overall structure



If to sum up annual results on diesel fuel, it is have to be noted that Ukraine considerably depends on external manufacturers on this type of fuel. Only 15,3% of diesel fuel manufactured at Ukrainian refineries (1,129 mln. tons), import resource is 84,7% (6,265 mln. tons). At present, there are significant deliveries from the aggressor country Russian Federation, that is 35.4% of the market volume. Belarus is another one important exporter of diesel, it has 29% of the market volume. Tracing the dynamics of increase in deliveries of production by sea (776 thousand tons). «Mykolaiv» port is on the first place on fuel reception, on the second - «Pivdennyi» port, the third place is occupied by port «Odesa».

The structure of the origin of diesel fuel for 2019/2020



Last year was a record year on using bitumen in Ukraine for the whole period, its volume amounted 1130 thousand tons, for comparison, in 2019, 642 thousand of bitumen were used. The main structure in the balance of this product are imports. According to the results of 2020, 860,2 thousand tons of road bitumen were imported to Ukraine, which is two times more than in 2019 (427,8 thousand tons).

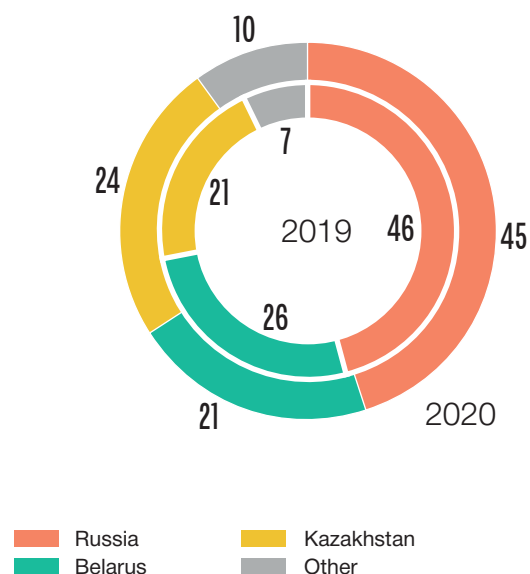
The gross share of supplies in 2020 are suppliers from Belarus, 582,6 thousand tons of bitumen. The premium for bitumen in 2020 reached its historic maximum and amounted USD 190 per ton when purchased from Belarus. Thus, the Mozyr Oil Refinery became the main supplier of bitumen to the Ukrainian market. Most supplies were made by automobile transportation (75%), by sea (11%) and 14% by rail. A special feature of 2020 was the start of deliveries of bitumen by sea.

During this period, 310,000 tons of bitumen were produced at Ukrainian oil refineries. Such a great interest in this product arose after the launching of state program «Greate Construction». In 2021 it is planned to use more bitumen with predicted volume of the market nearly 1800 thousand tons.

Ukrainian market state: liquefied gas

The average monthly volume of liquefied gas consumption is 165 thousand tons. The volume of the liquefied gas market amounted to 2,1 million tons in 2020 against 1,925 million tons in 2019. Russia remains the leader among supplies in 2020, the total volume of deliveries of which in 2020 amounted to 945 thousand tons. The next supplier in terms of liquefied gas is Belarus, then Kazakhstan, as well as countries such as Greece and Romania, Lithuania and others.

Import of liquefied gas by main countries 2019/2020, %



Trade in oil, oil products and liquefied gas at UEEX

During 2020, 1.75 million tons of oil were sold at UEEX, which is 34% more than last year. During the year, 48 trading sessions were held in this area. The initiators of the starting positions were Ukrainian companies: Ukrnafta, Ukrtransnafta,

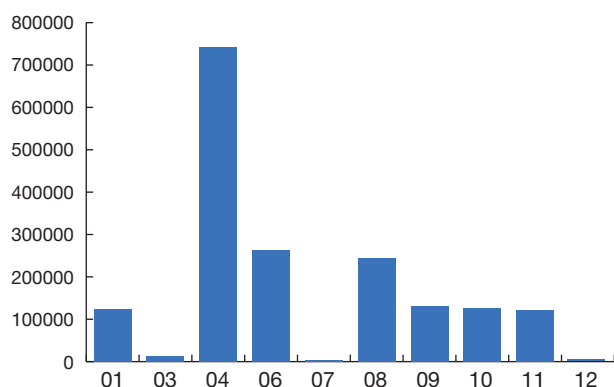


This is a new step towards the creation of independent national indicators through the direct formation of market prices based on real agreements. In 2020, in total 263 trading sessions were held, as a result of which 7,813 agreements were concluded and 513 thousand tons of oil products and liquefied gas were sold, compared to 436 thousand tons in 2019. Sales of liquefied gas for the reporting year amounted to 144 thousand tons that is UAH 2.3 billion.

Sales volumes of oil products in terms of goods are as follows: gasoline A-92 - 116 thousand tons, gasoline A-95 - 52 thousand tons, diesel fuel - 41 thousand tons, fuel oil - 28 thousand tons, bitumen - 2 thousand tons, other oil products - 129 thousand tons.

Ukrgezvydobuvannya. The experience of auctions has proven the effectiveness of this approach for the formation of fair competitive pricing.

Volume of sold oil and gas condensate on UEEX in 2020, tons



436 Sold in 2019
thousand tons of oil products and liquefied gas

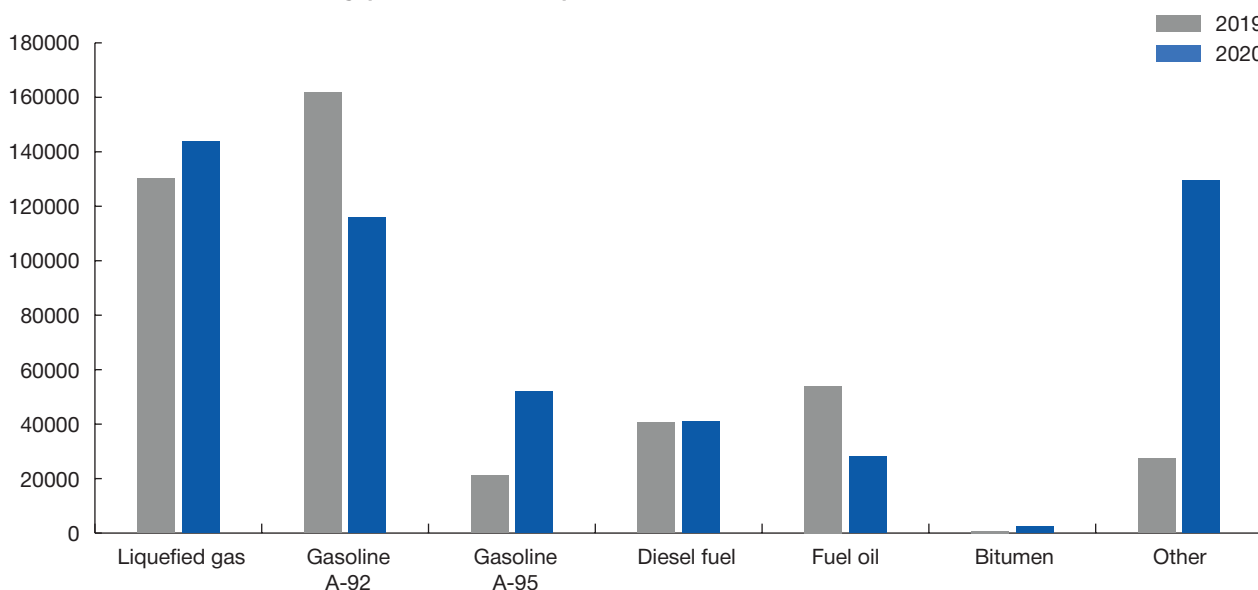


513 Sold in 2020
thousand tons of oil products and liquefied gas

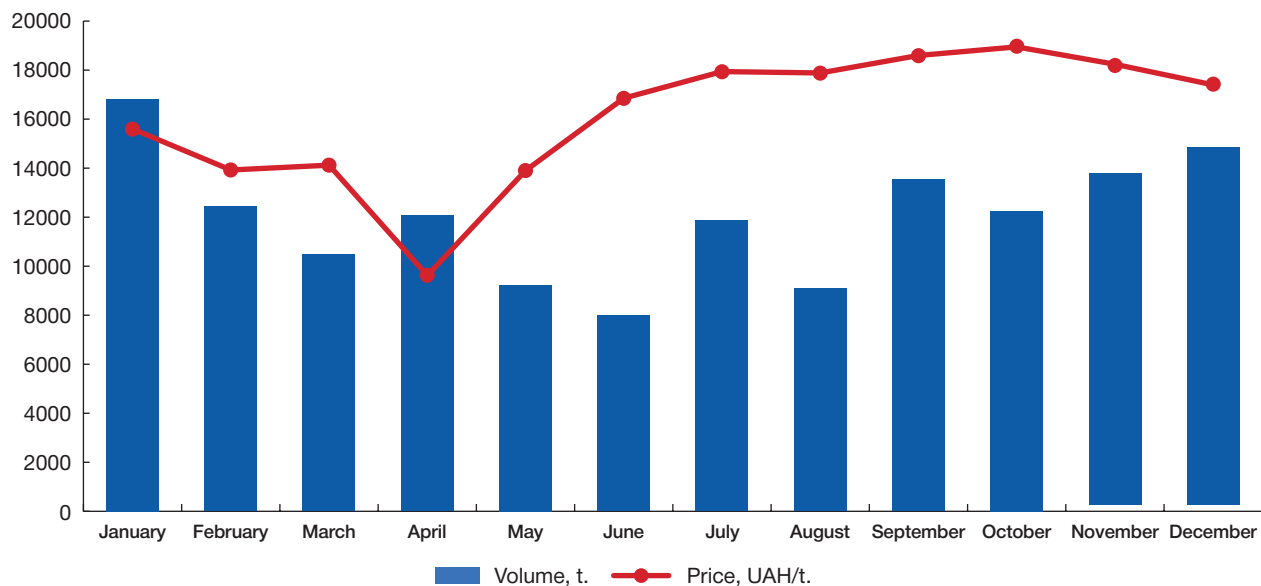


During 2020, a significant share of the volume of trades was provided by the «Liquefied Gas» direction. During the reporting year, the largest volume of trading was in September. In general, during the year JSC Ukrgezvydobuvannya sold resource under the terms of supply by the road and rail / road.

Sales of certain types of oil products, tons

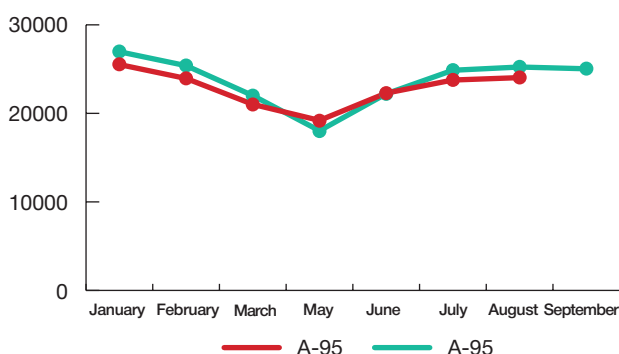


Sales of liquefied gas at UEEX



The volume of gasoline sales in 2020 amounted to 171 thousand tons. Compared to 2019, sales of A-95 gasoline increased by 148%, sales of A-92 gasoline decreased by 28%. The weighted average annual price of A-95 gasoline according to the results of the auction was UAH 24874 / t. and 23820 UAH / t. A-92 gasoline (except for sales using differentials). In general, the monthly price of A-95 gasoline was higher than the price of A-92 during the year, but this trend was not typical for May due to price fluctuations during the month and uneven sales of these brands of gasoline (A-95 is usually in lower demand).

Sales prices of A-92 and A-95 gasoline, UAH per ton (excluding trades using differentials)



Prices according to the results of trading in diesel fuel were subject to slight fluctuations: 20250-21900 UAH / t.

In the summer, traditionally, JSC Ukgazvydobuvannya sold volumes of oil products supplied during the year using differentials. Thus, in July, 173 thousand oil products (gasoline, diesel, etc.) were sold with

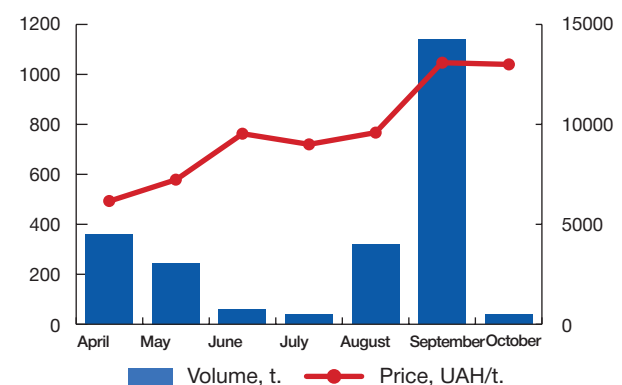
the supply of 1.09.2020-31.08.2021 and 1.10.2020-30.09.2021.

Ukrainian producers are moving away from fuel oil production, as there is no domestic consumption in the country. In general, in 2020 the sale of fuel oil of JSC Ukgazvydobuvannya, which is the largest producer, decreased by 48% compared to 2019, which together with the refusal of PJSC Ukratnafta in 2020 to produce fuel oil also affected the reduction of exports of products oil refining from Ukraine.

Seasonality forms the bitumen market in Ukraine. The peak jump in sales volumes fell in September last year and amounted to 1.1 thousand tons. In 2020, there was an increase in the price of bitumen at UEEX. The weighted average annual price of road bitumen at the results of trades amounted to UAH 10,626 / t, while the price in October was 111% higher than in April.

Increased demand has made the Ukrainian bitumen market premium and, based on forecasts for 2021, demand for it will continue to be high due to significant funding for the road industry.

Bitumen sales at UEEX



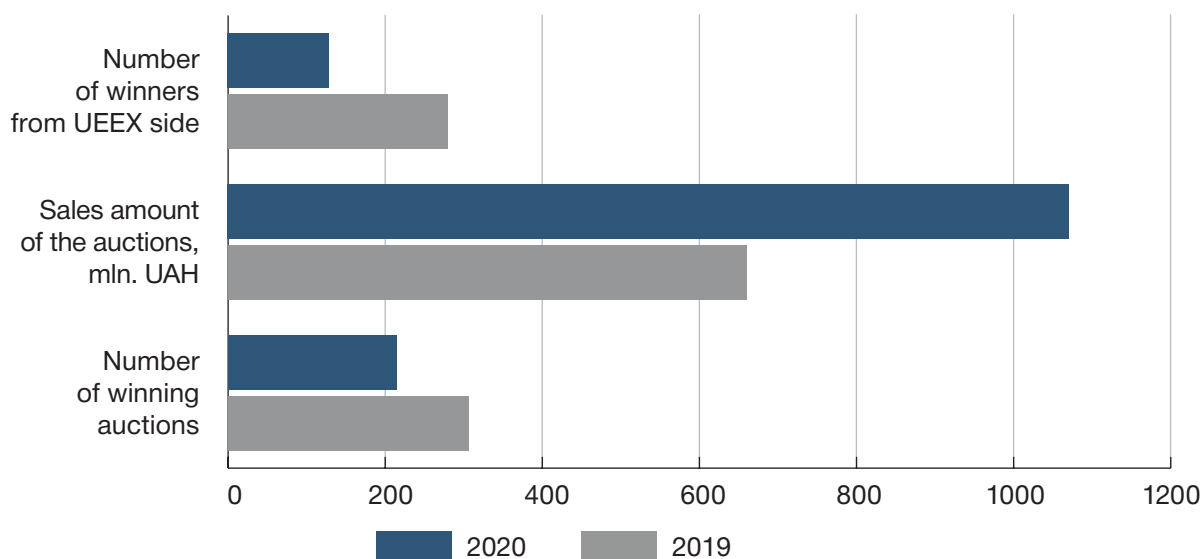


Prozorro.Sale: entrance to a new markets

New markets are constantly opening on Prozorro.Sale. Thus, in 2020, starting from February 1, 2 areas of trades started immediately: untreated timber and lease of state and municipal property. Lots of timber began to be exhibited from the first days of the pilot project. As a result, by the end of the year, the system hosted about 2,5 thousand successful auctions for

the sale of untreated timber for a total amount more than UAH 400 millions. Due to the lack of some normative documents, auctions for the lease of state and communal property began to be held only in the second half of the year. However, these auctions immediately gained momentum and by the end of the year more than 2300 auctions had taken place, which will now bring more than UAH 13 millions to the budgets of various levels every month.

Indicators of UEEX Prozorro.sale platform



Traditionally, CE Ukrainian Energy Exchange has consistently high performance. The State Service of Geology and Subsoil of Ukraine successfully continued to exhibit lots through our marketplace. By the way, this year, for the first time, a plot with gold ore deposits and several amber plots were exhibited among the special permits for subsoil use. High-quality technical support and full support in preparation for auctions are the main advantages why trades participants and trades organizers choose sale.ueex.com platform to work in the Prozorro.Sale system, - comments UEEX CEO Oleksandr Kovalenko.

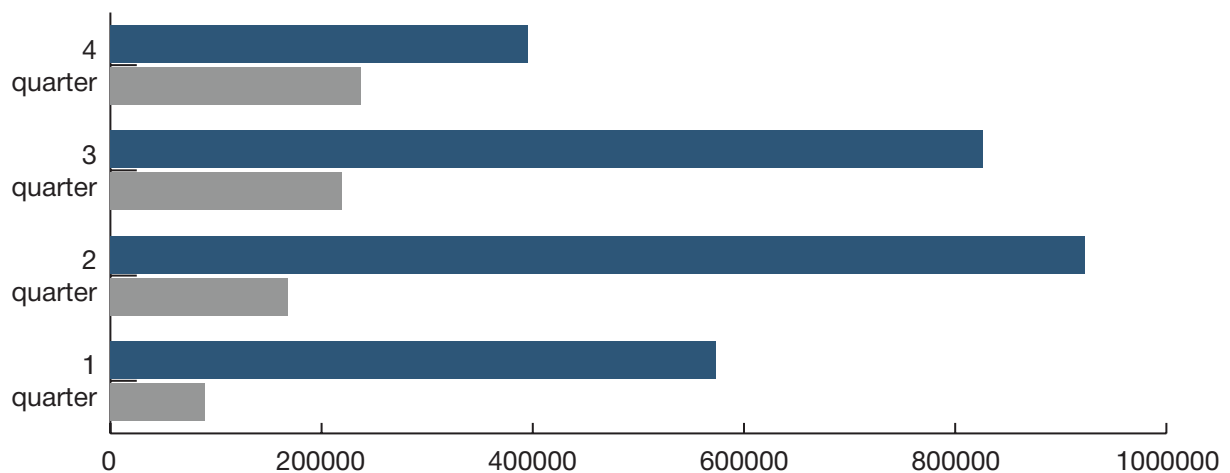


Last year was quite successful in terms of sale of untreated timber. In 2020, 91 auctions for the sale of timber harvested by the Forestry of the Kyiv Regional and Kyiv Forestry and Hunting Department were successfully held. A total of 713625 cubic meters of untreated timber were sold at CE UEEX during the year, which is 26% of the starting volume.

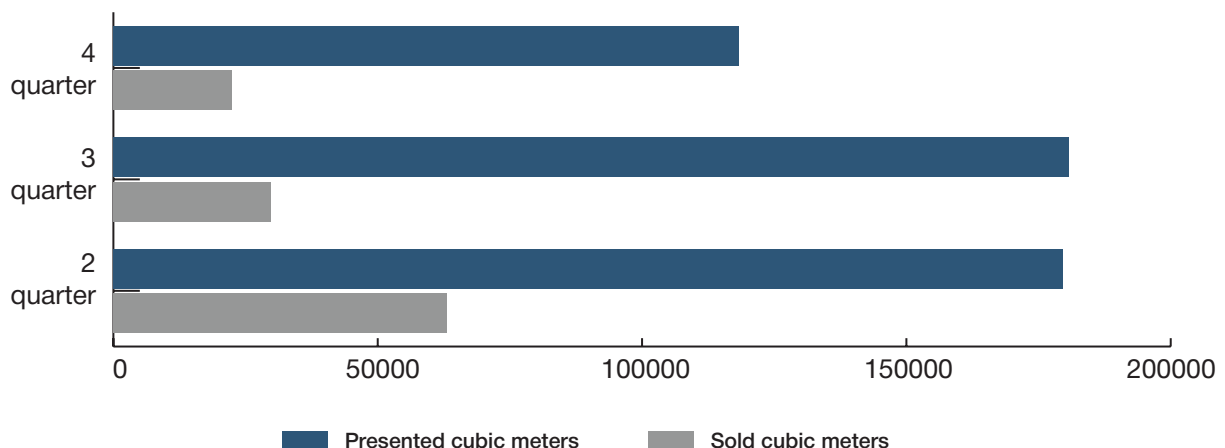
Sales volume in 2020 was 84% more than in 2019. Totally, 2243 transactions/Exchange agreements on purchase and sale of untreated timber were concluded during the year. During the year, the price of untreated timber was relatively stable with slight

fluctuations. Weighted average price per cubic meter in the first quarter amounted UAH 1164.09, in the second to UAH 963.17, in turn in the third quarter the price increased by 3% and amounted UAH 993.96, in the last quarter the price amounted UAH 1086.27 per cubic meter. During the year, timber of both coniferous and deciduous species of various lengths and diameters were put up for sale. The sale of untreated timber through electronic auctions attracts new buyers, because the conditions of participation in the auction are absolutely equal and the same for all entrepreneurs.

Untreated timber sales volumes, 2020



Untreated timber sales volumes, 2019



TRANSPARENCY AND REPORTING

Reporting to the Auction Committee

The mechanism for organizing and conduction electronic auctions for the sale of electricity sale under bilateral contracts by electricity producers – state enterprises is defined by the Procedure for conducting electronic auctions for the sale of electricity under bilateral contracts (hereinafter – Procedure), approved by the Resolution of the Cabinet of Ministers of Ukraine dd. June 5, 2019 № 499 and Regulation for organizing and conducting of electricity sale auctions on the Commodity Exchange «Ukrainian Energy Exchange» (hereinafter – Regulations), approved by the decision of the Auction Committee for the electricity sale under bilateral contracts.

The Procedure provides for the functioning of the Auction Committee which includes representatives of the Ministry of Energy, NEURC, the Ministry of Economy, AMCU and state sellers of electricity. The Chairman of the Auction Committee is the Minister of Energy or his Deputy. The Exchange may conduct auctions only within the rules established by the Procedure. The moments of auctions conducting, which are not regulated by the Procedure, are determined in the Regulations, which are approved by the Auction Committee. In addition, the Auction Committee monitors the conduction of auctions for compliance with the Regulations of auction participants and the Exchange, develops and provides recommendations to the Exchange on measures to support fair competition, determines the forms and technologies of the auction and more. That is, the Auction Committee fully determines and controls the conditions for conducting auctions for the sale of electricity and has the competence to change them. Thus, auctions for the sale of electricity are fully controlled by the state and the Ministry of Energy, in particular.

Also, it should be noted, that the mechanism of electronic auctions conduction is built in such a way to provide compliance with the main principles, namely:

- ✓ fair competition (in particular by setting by the seller the number of lots offered simultaneously for sale, by the total amount that will attract as many potential buyers as possible);
- ✓ non-discrimination of auction participants;
- ✓ objectivity and impartiality;
- ✓ anonymity (depersonalization) of auction participants - buyers in order to minimize the risk of concerted anti-competitive behavior be-

- ✓ tween auction participants;
- ✓ prevention of corruption and abuse;
- ✓ conduction auctions only in working days;
- ✓ pricing in order to comply with market principles of pricing, which, in particular, provided by the Law of Ukraine «On Electricity Market», except as provided in paragraph 5 of the Procedure.

Ukrainian Energy Exchange ensures full transparency of such electronic auctions, through publication of all information according conduction and results of the trades, as defined by the Procedure. The members of the Auction Committee are provided with reports on electricity trading on a daily basis by the Exchange. UEEX cooperates with all regulatory bodies to assist in identifying possible facts of unfair competition.

During the time of auctions conduction, the conditions and requirements for the auctions changed many times by the state regulation and the Auction Committee, which required significant technical reconfiguration of the electronic trading system, which was provided by UEEX without any delay in implementation. In particular, a number of technical solutions aimed at improving trades mechanisms and meeting the needs of market participants for the efficient operation of the electricity market were implemented. No complaints or censure were recorded against the Ukrainian Energy Exchange regarding violations of the Auction Procedure or Regulations.

Reporting to NEURC

Energy market has uniform requirements to the energy markets transparency standards (REMIT), and exchanges are the platforms of transparency that provides the Regulator with information about the market. So far in Ukraine this practice is not taken into account in the existing legislation and needs further implementation, the adoption of which is supporting by UEEX.

Ukrainian Energy Exchange together with National Energy and Utilities Regulatory Commission (NEURC) was preparing to sign of the Memorandum regarding facilitating of effective development of the electricity and natural gas markets, cooperation on information interaction for the purpose of effective development and transparency of electricity and natural gas markets. This cooperation will give an opportunity to consolidate efforts in order to implement the European standards at the Ukrainian Energy market.

Publishing of the information regarding trades and auctions

UEEX publishes information regarding trades on different directions. It is possible to revise information independently on choosing Calendar of trades and the required date. The user can revise Exchange (Auction) bulletin, which contains all the information about the auction (seller, commodity, starting price, volume etc.). After the auction completion, the bulletin of weighted average prices is displayed with indicating (sold volume, minimal, maximal and weighted average prices).

ТБ "УКРАЇНСКА ЕНЕРГЕТИЧНА БІРЖА" 01.12.2020 РОКУ ОБ 14:00
ПРОВІДИТЬ ЕЛЕКТРОННІ БІРЖОВІ ТОРГИ № GAS-011220-14
ЗА НАПРЯМКОМ "ПРИРОДНИЙ ГАЗ" ПО СЕКЦІЇ "ПРИРОДНИЙ ГАЗ"

№ Вид Позиція Товар

Фільтр

Позиція	Вид	Стан
23	Продаж	Допущено
Продавець: Юкрейніан газ трейдинг, ТОВ		
Товар: Природний газ		
Марка/сорт/ресурс: ПСГ Грудень 2020		
Базис: підземні сховища ПАТ "Укртрансгаз"		
Пункт: ПСГ		
Умови транспортування: передача природного газу в підземних сховищах ПАТ "Укртрансгаз"		
Строк поставання з: 02.12.2020 по 31.12.2020		
Кількість лотів: 1		
В лоті, тис.м.куб.: 600		
Загальний обсяг, тис.м.куб.: 600		
Стартова ціна, грн./тис.м.куб. у т.ч. ПДВ: 6 400.00		
Стартова вартість одного лоту, грн. у т.ч. ПДВ: 3 840 000.00		
Вартість, грн. у т.ч. ПДВ: 3 840 000.00		

УЕБ – природний газ

Результати торгів (природний газ) UAH

передплата ресурс травня 2021:	7 422,00/+0,57%	24.03
передплата ресурс червня 2021:	7 100,00/+2,90%	09.03
післяплата ресурс квітня 2021:	7 998,15/+2,38%	29.03
передплата ресурс квітня 2021:	7 593,00/-0,21%	29.03
передплата ресурс березня 2021:	7 552,76/-0,17%	26.03
післяплата ресурс лютого 2021:	7 400,00/-2,17%	22.02
передплата ресурс лютого 2021:	7 173,00/-0,13%	24.02
Середньозважена ціна на 29.03.2021		
ресурс серпня 2021:	7 150,00	
ресурс липня 2021:	7 150,00	
ресурс червня 2021:	6 966,67	
ресурс травня 2021:	7 428,00	
ресурс квітня 2021:	7 595,84	
	7 549,69	

Informer
of weighted average
prices by the direction
«Natural gas»

Exchange
bulletin

Bulletin
of weighted average
prices

БЮЛЕТЕНЬ СЕРЕДНЬОЗВАЖЕНИХ ЦІН

Електронні біржові торги № GAS-071220-14

07.12.2020

Товар, Умови транспортування	Обсяг реалізації тис.м.куб.	Мінімальна ціна грн.	Середньозважена ціна грн.	Максимальна ціна грн.
Природний газ, газотранспортна система України (ГТС)	7 750	6 540.00	6 542.67	6 546.00
Природний газ, передача природного газу в підземних сховищах ПАТ "Укртрансгаз"	600	6 200.00	6 200.00	6 200.00

Recognition of UEEX quotations

UEEX quotations have become popular with the authorities and the market. They are published by domestic and international price agencies. The Ministry of Economy recommended to use the quotations of CE UEEX as a guide when revising the price in public procurement contracts for natural gas and oil products (Recommendations №3304-04 / 698-06 dd. 08.01.2020 and №3304-04 / 54265-06 dd.

Дата	Ресурс	Середньозв. ціна з ПДВ (по всіх умовах оплати), грн/тис. куб. м	Середньозв. ціна з ПДВ (передплата), грн/тис. куб. м	Середньозв. ціна з ПДВ (післяплата), грн/тис. куб. м
31.12.2020	січня 2021	7 578,55	7 588,21	7 573,23
31.12.2020	грудня 2020	6 329,75	5 943,76	6 344,48
30.12.2020	січня 2021	7 578,55	7 588,21	7 573,23
30.12.2020	грудня 2020	6 329,75	5 943,76	6 344,48
29.12.2020	грудня 2020	6 329,75	5 943,76	6 344,48

11.12.2018) to resolve negative price situations with procurement.



Access to analytical information

Participants, who have passed accreditation on Ukrainian Energy Exchange obtain an access to the closed section of the CE UEEX web-site «Analytics». This section contains weekly, monthly profile publications, quotes and analytical reviews of markets.

Weighted average prices by types of delivery schedule

There is an opportunity at the CE Ukrainian Energy Exchange to load and analyze weighted average prices by the types of delivery schedule formed on the bilateral contracts market.

The service «Weighted average prices by types of delivery schedule» displays cumulative weighted average prices and volumes daily by month. Prices and volumes in this service are displayed every day for delivery periods within a separate trading area, taking into account all auctions (except for PSO and exports outside of Ukraine). With support of weighted average prices the dynamics of prices in the market of bilateral contracts can be analyzed.

In order to start using the service it is necessary to enter to the UEEX official web site on choosing Exchange quotations – Electricity – Prices by types of schedule. Or follow the link: <https://www.ueex.com.ua/eng/exchange-quotations/electric-power/prices/>

Для перегляду середньозважених цін та обсягів купівлі-продажу електричної енергії у формі нижче потрібно обрати необхідну торгову зону, тип графіку навантаження та період відпуску (відповідний місяць). Система формує середньозважену ціну та реалізований обсяг на кожен день, що збігається з обраним місяцем, і генерує файл, доступний для завантаження.

Параметри запити

Торгова зона: ОЕС України

Тип графіка: базове навантаження

Період: квітень 2021

Завантажити файл

The form of selection of loading parameters of weighted average prices by types of schedule

	A	B	C
1	Дата	С/з ціни	Сум.обсяг
2	01.04.2021	1 186,3187	94800
3	02.04.2021	1 186,3187	94800
4	03.04.2021	1 186,3187	94800
5	04.04.2021	1 186,3187	94800
6	05.04.2021	1 186,3187	94800
7	06.04.2021	1 186,3187	94800
8	07.04.2021	1 186,3187	94800
9	08.04.2021	1 186,3187	94800
10	09.04.2021	1 186,3187	94800
11	10.04.2021	1 186,3187	94800
12	11.04.2021	1 186,3187	94800
13	12.04.2021	1 186,3187	94800
14	13.04.2021	1 186,3187	94800
15	14.04.2021	1 186,3187	94800
16	15.04.2021	1 186,3187	94800
17	16.04.2021	1 186,3187	94800
18	17.04.2021	1 186,3187	94800
19	18.04.2021	1 186,3187	94800
20	19.04.2021	1 186,3187	94800
21	20.04.2021	1 186,3187	94800
22	21.04.2021	1 186,3187	94800
23	22.04.2021	1 186,3187	94800
24	23.04.2021	1 186,3187	94800

The sample of Excel file, received by request parameters

УЕБ – електрична енергія	
Середньозважені ціни на 30.03.2021	
ОЕС України	
блочна позиція (1-7)	875,49 грн./МВт.г
блочна позиція (8-22)	1 470,60 грн./МВт.г
блочна позиція (23-24)	1 144,26 грн./МВт.г
базове навантаження	1 205,22 грн./МВт.г
пікове навантаження (до 10.03.21)	1 288,03 грн./МВт.г
Бурштинський острів	
базове навантаження	1 653,76 грн./МВт.г

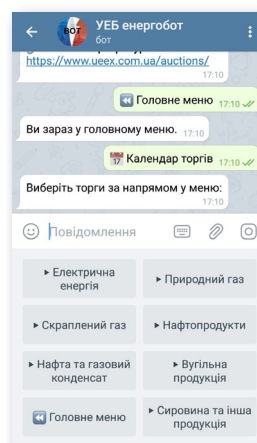
Informer of weighted average prices by the direction «Electricity»

Telegram bot ENERGYBOT

The multifunctional energy bot allows you to be aware of the latest news and changes in the energy market of Ukraine and creates a convenient channel of communication with customers and partners of the exchange. To use the powerboat, you need to install the Telegram application on your smartphone and find ueex_bot in the search, or follow the link t.me/ueex_bot.

Opportunities available through the energybot:

- ✓ Tracking the exchange quotes according to the main directions of the Ukrainian Energy Exchange.
- ✓ Order consultation on any question or apply for studies.
- ✓ Apply for accreditation.
- ✓ View trades calendar.
- ✓ Subscribe to the mailing and detect the auctions that take place on Prozorro.Sales platform.
- ✓ View news and subscribe to Telegram channels in areas of interest to you.



Telegram channels via the directions

For convenient and efficient receipt of trading results, as well as information on future energy resources trades, there are Telegram channels in specific areas of energy resources:

- 📍 **Electricity**
https://t.me/ueex_electric_energy
- 📍 **Natural gas**
https://t.me/ueex_natural_gas
- 📍 **Short-term natural gas market**
https://t.me/short_term_natural_gas_market
- 📍 **Oil products**
https://t.me/ueex_oil_products
- 📍 **Liquefied gas**
https://t.me/ueex_lpg
- 📍 **Oil and gas condensate**
https://t.me/ueex_oil_and_gas_condensate
- 📍 **Raw materials and other production**
https://t.me/ueex_raw_materials_and_other_pro

UEEX PLANS 2021

1. Establishment of full-fledged clearing and risk-management. Central Counterparty will be an obligatory component of UEEX exchange infrastructure. UEEX already works on building of the Central counterparty of UEEX with the European Commodity Clearing (ECC) - clearing solution developer, that is the part of EEX Group.



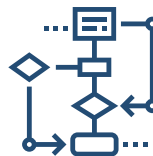
2. Launch of futures in the areas of «Electricity» and «Natural gas». Further standardization and unification of products and practices.

3. Strengthening of international integration of natural gas market, including within the SEEGAS project. Providing an opportunity of implementation of natural gas cross-border trade through UEEX.



4. UEEX integration with UGS operator's systems and launch of trade in cleared natural gas mode, customs warehouse mode and with simultaneous using the short haul service. Access to the trades by uncleared gas in the UGS of non-residents.

5. Verification of internal processes, according to the updated Law «On Commodity Exchange», which comes into force on July 1, 2021 and requirements of the Law of Ukraine 738-IX dd. 19.06.2020. Receiving relevant licenses of the NSSMC.



6. Promoting transparency and reporting standards of the energy market of Ukraine.


7. Development of the short-term natural market gas. Approved amendments to the Law «On Public procurement» allow the GTS Operator to carry out trade in short-term standardized products on the exchange, which significantly activates the market. A highly liquid exchange market will allow to form marginal prices on the basis of trading platform indicators as required by the target balancing model BAL NC.



UKRAINIAN
ENERGY EXCHANGE



УКРАЇНСЬКА
ЕНЕРГЕТИЧНА БІРЖА



CE «Ukrainian Energy Exchange»
01001, Ukraine, Kyiv, Khreshchatyk Str., 44a,
4 floor

Contact center telephone: 044 35 35 735

ueex.com.ua